

EXHIBITOR MANUAL

– Regulations –

■ **SMART ENERGY WEEK [March] 2026**

■ **Sustainability Management Week [March] 2026**
(Formerly “GREEN TRANSFORMATION WEEK”)

Built by



Dates: March 17 (Tue) – 19 (Thu), 2026

Venue: Tokyo Big Sight, Japan

Organised by: RX Japan Ltd.

*Regulations and prices are subject to change without notice.

Table of Content

Content	Page
I. Basic Information of Exhibition Venue.....	3
● Tokyo Big Sight Facility Guide	3
● Access	3
● Parking	3
● Show Schedule	4
● Rules and On-site Regulations	5
● Sound Level and Prohibited Activities	7
II. Move-in/out	8
● Cautions for Move-in/out of Exhibits	8
● Visitation of Minors in the Pavilion	10
● Procedures about Entry to the Hall.....	10
III. Regulations and Applications for Booth Construction	11
● Regulations and Applications for Booth Construction	11
● Regulations for Booth Construction	12
● Inquiries Regarding PIT Plan.....	14
● Fire Regulations.....	15
● Notes and Precautions	16
● Removal of Trash	16
● No Smoking	16
● Floor Construction Regulations.....	17
● Electricity.....	18
● Water Supply	18
● Compressed Air Supply	18
● Handling Fire and Dangerous Materials for Exhibits and Demonstration.....	19
● Carrying-in/Demonstration of Hydrogen	22
● Ceiling Structure	23
● Protection of Industrial Property Rights	24
● About the Use of Personal Information	24
Details of Rental Display System	25

I. Basic Information of Exhibition Venue

● Tokyo Big Sight Facility Guide

Please check from the URL below:

◆ <https://www.bigsight.jp/english/organizer/floormap/>

● Access

Please check from the URL below:

◆ <https://www.bigsight.jp/english/organizer/access/>

● Parking

Please check from the URL below:

◆ <https://www.bigsight.jp/english/visitor/parking/>

● Show Schedule

DATE	SCHEDULE	Time permitted for VEHICLES
March 15 (Sun) <div>Move-in</div>	8:00am–8:00pm Move-in and Booth Construction *Exhibitors (including your own booth contractors) who wish to work overtime after 8:00pm are required to submit an application form at the on-site Show Management Office. (Free)	8:00am–8:00pm <div>Pass Required</div> *Vehicle Pass is required for every vehicle that will enter/exit the exhibition halls.
March 16 (Mon) <div>Move-in</div>	8:00am–1:00pm Move-in and Booth Construction 1:00pm–8:00pm Exhibits Move-in (hand-carry only) *Exhibitors (including your own booth contractors) who wish to work overtime after 8:00pm are required to submit an application form at the on-site Show Management Office. (Free)	8:00am–1:00pm <div>Pass Required</div> *No vehicles are allowed to enter the halls after 1:00pm. *Vehicle Pass is required for every vehicle that will enter/exit the exhibition halls.
March 17 (Tue) <div>Exhibition</div>	8:00am–10:00am Doors Open for Exhibitors (preparation for the show) <hr/> 10:00am–5:00pm Show Hours [No overtime work is allowed.]	*No vehicles are allowed to enter the halls. (hand carry only)
March 18 (Wed) <div>Exhibition</div>	8:30am–10:00am Doors Open for Exhibitors (preparation for the show) <hr/> 10:00am–5:00pm Show Hours [No overtime work is allowed.]	
March 19 (Thu) <div>Exhibition</div> <div>Move-out</div>	8:30am–10:00am Doors Open for Exhibitors (preparation for the show) <hr/> 10:00am–5:00pm Show Hours <hr/> 5:00pm–6:00pm Exhibits Move-out (hand carry only) 6:00pm–10:00pm Dismantling and Move-out	*Security guard on site will conduct vehicles showing the screen of "E-Ticket for Priority Move-out of Exhibits" preferentially to the gates. *Vehicles are permitted to enter the halls from 6:00pm-10:00pm. <div>Pass Required</div> *For the vehicles loading exhibits, please show the screen of "E-Ticket for Priority Move-out of Exhibits" (one vehicle entry per booth). *Vehicles are allowed to enter the halls only after 6:00pm. Until then, please keep out of the halls and follow the instructions of on-site security guards. *For the vehicles loading displays and constructions, please have "Vehicle Pass" on each. If loading by using vehicles, it is needed to have numbered tickets issued in the waiting spot.

Note:

- No vehicles are allowed to enter the halls after **1:00pm on the second day of move-in**. Be sure to finish moving in all the large machinery/luggage before **1:00pm**.
- Removal of exhibits and dismantling of stands are strictly prohibited before **5:00pm on the last day of the show**.
- Be careful for any possible accidents while moving out. Booth dismantling takes place simultaneously for all exhibitors.

● Rules and On-site Regulations

1) Attending Your Booth

You MUST assign at least one staff at your booth all times during the exhibition. The following acts are strictly prohibited as they project unprofessional images:

- coming late/leaving early
- packing/carrying out exhibits during the show hours
- leaving your booth unattended

Make sure to be at your booth during the entire show period.

2) Obligation to Provide a Privacy Policy

If you plan to collect personal information at the exhibition venue, please display a sign with your company's privacy policy or ensure that you are prepared to provide it upon request.

3) No Smoking

Tokyo Big Sight is a non-smoking venue. Smoking in the exhibition halls, including inside your own booths, is prohibited for the entire show period as well as move-in/out days. It is only permitted in designated smoking areas outside the building. Make sure that your contractors as well as your own staff do not smoke. They may be asked to leave the halls if they are found smoking inside the building.

4) No Photography/Filming/Video-taking

Only the official photographers and accredited press, wearing press badges issued by Show Management, will be permitted to film or to take photographs/videos in the exhibition halls. All photography, filming and video-taking outside your own booth is strictly prohibited. Contact Show Management if you need to take photos or videos for business purpose. When you are asked for press interviews, your cooperation would be deeply appreciated.

5) No Sales Activities Outside Your Booth

Sales activities (such as handing out pamphlets and questionnaire, etc.) are permitted only inside your booth. Placing them outside your booth (hall entrance/exit) without permission of Show Management is prohibited.

6) Preventing Accidents caused by Demonstrations

Be sure to take precautions against any damage, loss, fire disaster, etc. that may be caused by demonstrations. Make sure that beam, hot air, dust, gas, odor, vibration, etc. from your booth do not harm other exhibitors.

7) Responsibility for Exhibits and Insurance

Exhibitors are responsible for securing their own booth, display and products. Neither Show Management, Tokyo Big Sight, the contractors, nor any of their officers/agents/employees are responsible for loss, damage or theft of property.

Exhibitors are strongly advised to insure their exhibits against loss and take every precaution to protect exhibit products and personal belongings. Do not leave expensive items at the booth each night after the show.

8) Copyright

Show Management has no copyright responsibility in respect of any exhibitors. Exhibitors are reminded that third party copyrights should not be infringed. Should any copyright dispute arise, Show Management may require the exhibitor to make changes in its exhibits.

9) Securing Aisles

If you hold presentations or demonstrations in your booth, you must keep enough room inside your booth for your audiences and also arrange staff to keep the aisles clear for other visitors.

10) Sampling Food and Drink

In case of selling or providing food and drink, it is required to consult with the Health Center and Show Management.

11) Demonstration of E-cigarettes

Demonstrations of e-cigarettes containing harmful substances such as nicotine are prohibited. Yet, it is possible to hold demonstrations of e-cigarettes without harmful substances if certain criteria are fulfilled. If you are considering such demonstrations, please consult with Show Management.

12) Display of Exhibits which require careful handling such as cutting tools and blades

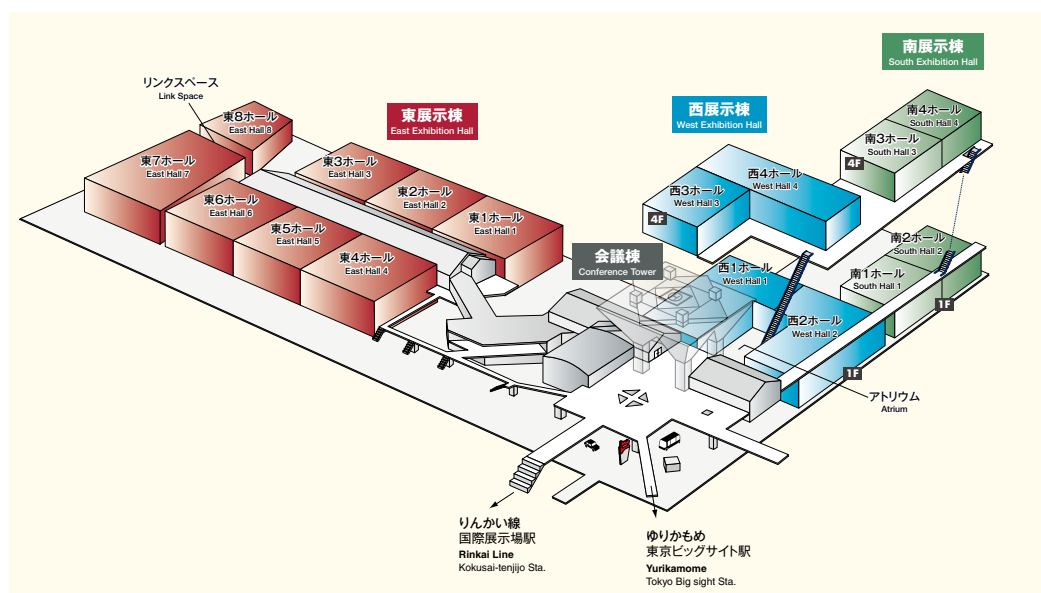
Please adhere to the following guidelines.

- Assign a person-in-charge and display the products within his/her visible range.
- Provide guidance to visitors on handling when they pick up the products.
- Ensure that no items are missing during and after the exhibition period.

13) Exhibiting Heavy Products

If the weight of a single exhibit itself is equal or extremely close to the floor load capacity of the respective halls, additional consultation of placement is necessary. Please consult with Show Management in advance.

	East Hall 1-8 West Hall 1-2 South Hall 1-2	Linkspace	West Hall 3-4 South Hall 3-4	Atrium
Floor Finishing	Concrete	Concrete	Concrete	Terrazzo Tile
Floor Load Capacity	5t/m ²	5t/m ²	2t/m ²	0.36t/m ²



14) Demonstration and Display of Vehicles

Application is not required for static demonstrations without starting the engine or charging process.

Minimize the amount of fuel inside the vehicle.

Please submit an application if you wish to carry demonstrations include energizing, charging or starting the engine of vehicles with lithium-ion battery installed or hydrogen-fueled vehicles.

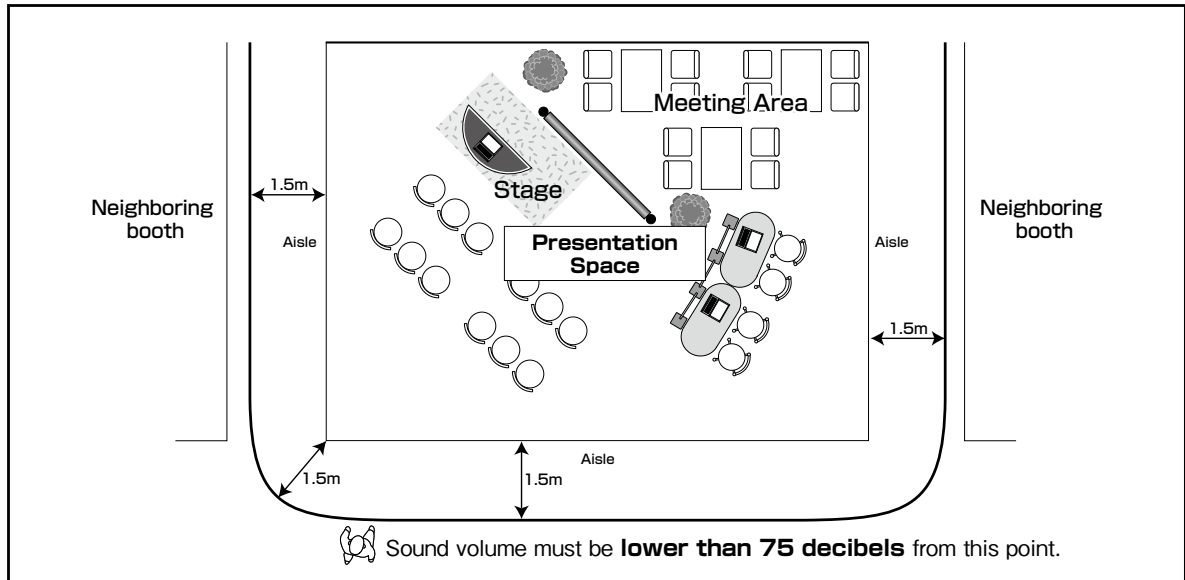
Please be reminded that starting the engine of vehicles powered by gasoline or diesel fuel is not allowed.

If you are not sure if application is necessary, please consult with the official contractor in advance.

● Sound Level and Prohibited Activities

- (1) Sound coming from your booth (including presentations, demonstrations, narration, etc.) must be lower than 75 decibels.**

If you hold demonstrations or presentations inside your booth, be sure to keep the volume lower than 75 decibels measured at 1.5 meters away from your booth. Show Management will warn you to turn down the volume if you do not comply with the regulation.



- (2) The following sales activities are prohibited OUTSIDE your booth.**

- Booth attendees (including booth bunnies) handing out giveaways, questionnaires, etc.
- High-pressure sales by booth attendees (including sales representative).

- (3) Leading visitors and advertising in a loud voice is prohibited.**

- (4) Blowing bugles, ringing bells, playing instruments and using other noisemakers (megaphone, etc.) are strictly prohibited.**

*If you go against the regulations above, you may get banned from participating in the show.

II. Move-in/out

● Cautions for Move-in/out of Exhibits

- 1) For exhibits from abroad, please contact a freight forwarder.
- 2) There is no storage space for empty cases, crates and boxes, and Show Management will not provide any. If you require empty crates/boxes for your move-out, please store them properly. Contact the official forwarding agent (refer to the contractor list in the EXHIBITOR MANUAL –Application Forms–), or your own contractor in advance for storage service (charged).
- 3) It is exhibitor's responsibility to remove or store all crates, boxes and plywood properly. Any crates, boxes and plywood left after the show will be disposed and its cost will be charged to the exhibitor. Note that disposal of large volume wastes costs additional fees. Contact the official contractor, if you request for cleaning service.
- 4) **Illegal parking, especially double/triple parking, is not allowed and is subject to heavy penalty. This applies to all exhibitors as well as contractors. Kindly advise your contractors and staff.**
- 5) If exhibits are delivered to the booth directly by vehicles, please confirm the width of the aisles of the exhibition hall in advance.
- 6) Delivery companies such as DHL, FedEx, OCS, TNT, etc. do not require Exhibitor Badges nor Vehicle Passes. They will receive instructions from security guards for the route to the exhibition halls.
- 7) **Removal of any materials including exhibits/decoration is permitted only after the show. Even partial removal of the booth is strictly prohibited during the show period.**
- 8) Evacuate all exhibits and booth materials during the period of Dismantle and Move-out. Show Management will dispose or remove all the exhibits and booth materials found in the exhibition halls after the period of Dismantle and Move-out ends. Show Management takes no responsibility for any damages or loss arising from the disposal or removal. Please check the Show Schedule for the duration of Dismantle and Move-out. The cost incurred during the disposal or removal may be charged to the exhibitor.
- 9) Specify the time of delivery when sending the parcels and make sure there is a recipient at the booth during the selected timeslot. If you send parcels of exhibits or publication materials directly to the booth, please indicate your booth number, company name and name of the person in charge of the shipping label clearly. Show Management cannot receive nor keep the parcels on your behalf.
- 10) Vehicle Pass
 - "Vehicle Pass" is required for all vehicles to enter the exhibition halls during the move-in/out period.
[Download the pass via Exhibitors Website.](#)
 - No vehicles are permitted to enter the exhibition halls **during the show period**. Exhibits/catalogues/ brochures, etc. must be hand-carried to the exhibition halls from the hall entrances. In this case, parking lots (charged) are available for unloading.
 - "E-Ticket for Priority Move-out of Exhibits" is a pass for preferential entry to the truckyard on the day of move-in in order for loading hand-carry items to the vehicles. One vehicle entry per booth (except co-exhibitor). Vehicles are allowed to enter the halls after an hour from the end of exhibition.

11) Regarding Vehicles Entry to Halls

<For East Halls>

- Vehicles cannot enter the Linkspace area (the area between East Hall 7 and 8).
- The total weight of the vehicle entering the hall (including the cargo) must be less than 45t.

<For West Halls>

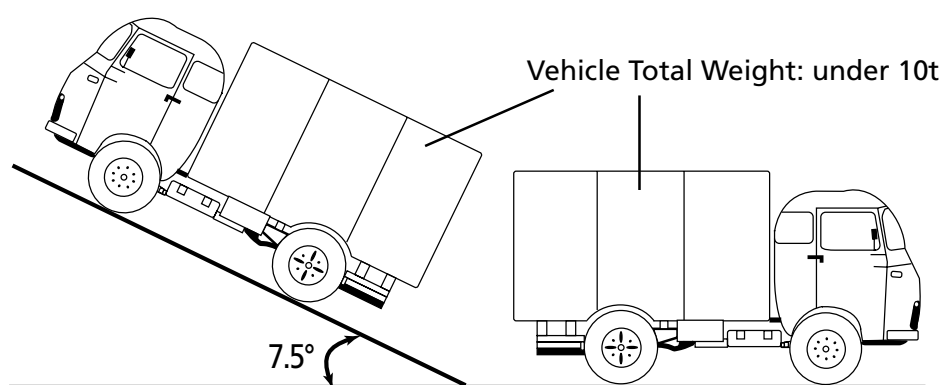
- Vehicles cannot enter the atrium area on the 1F of West Hall.
- The total weight of the vehicle entering West Hall 1-2 (including the cargo) must be less than 45t.
- The total weight of the vehicle entering West Hall 3-4 (including the cargo) must be less than 10t.

<For South Halls>

- The total weight of the vehicle entering South Hall 1-2 (including the cargo) must be less than 45t.
- The total weight of the vehicle entering South Hall 3-4 (including the cargo) must be less than 10t.

<Regarding the slopes to West Hall 4F and South Hall 4F>

- Please check with the following regulations.



West Hall:

Width of Slope 7.2m (one lane 3.6m) / Maximum Angle of Inclination 13.1%

South Hall:

<From 4F to 1F ONLY> Width of Slope 7.2m (one-way) / Maximum Angle of Inclination 16.7%

<From 1F to 4F ONLY> Use the slope of West Hall.

12) Regarding to the safety control during move in/out, please conform to the following regulations.

- "Workers involved in construction should wear helmet, long sleeves, long pants and safety boots.
- Standing on the top (cap) of step ladder is prohibited. Please lock the step ladder during work.
- Wear safety harness when working at the height above 2m
- Refrain from working on any unstable objects like chairs or small boxes.

Staff from exhibition venue and Show Management, and security guards will carry out inspection during the move-in/out and exhibition period. Please ensure the staff related are familiar with the regulations and prevent any violations.

Please be aware that the construction will be suspended if any staff violate the above obligations.

● Visitation of Minors in the Pavilion

It is expressly forbidden the entry of minors under 18 (eighteen) years of age, even if accompanied by their guardians, during the periods of Assembly(move-in) and Disassembly(move-out) of the EVENT.

● Procedures about Entry to the Hall

Exhibitor Badges

- Exhibitor Badge is required to enter the exhibition halls during the 3 days of the show. To get Exhibitor Badge, it is required to register all staff who will attend the booth, at Exhibitor Hub before the show. Print and bring the badge.
- Badges are not required **during move-in and move-out period.**

III. Regulations and Applications for Booth Construction

● Regulations and Applications for Booth Construction

For better preparation, please check with the following list to avoid missing any deadlines.

<Must Submit>

For Rental Display System

- ☐ Apply via Exhibitors Website

Click here for Types of Rental Display System

- ☐ Electrical Service Form *If extra lighting is needed

For Booth Decoration with your own contractor

- ☐ Electrical Service Form

<Application (Optional)>

- ☐ Additional Furniture for Rental Display System
- ☐ Rental Furniture
- ☐ Communication Network Service (Internet Connection)
- ☐ Visitor Badge Scanner (iPhone Rental Service)
- ☐ PC Rental
- ☐ AV Equipment Rental
- ☐ Floor Construction
- ☐ Water Supply
- ☐ Compressed Air Supply
- ☐ Booth Cleaning Service
- ☐ Handling Fire and Dangerous Materials for Exhibits and Demonstration
- ☐ Carrying-in/Demonstration of Hydrogen
- ☐ Ceiling Construction

Application Forms are available in the EXHIBITOR MANUAL -Application Forms-

● Regulations for Booth Construction

1) **All stands must be furnished with at least decorations below.**

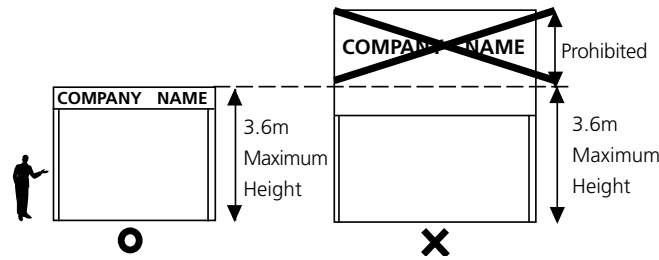
- Carpet
- Back & Side Walls (2.7m-3.6m height)
- Company Name Board

*These decorations are not included in raw space charge.

*If the booth is exposed to aisles on all four sides, back and side walls are not needed.

Yet, back wall(s) is(are) needed for the side which is not facing the aisle.

2) **The height limit of the stand (including decoration) is 3.6m (without setback). The walls must be built between the adjacent stands and they cannot be lower than 2.7m.**



a) All booth decoration and its associated equipment should be set below the height of 3.6m, including signboards, arches, floating objects (e.g. balloons) and plants for display.

b) If your exhibits are higher than 3.6m, contact Show Management in advance.

3) **Stand construction is confined to the contracted stand space only.** Any signboards, arches, flags, furniture or exhibits should not protrude into the aisles nor extend beyond the contracted space. It is also prohibited to spray any mist outside your booth. The carpet covering your booth should be limited to your contracted space.

This does not apply to:

- booth number plates and other materials distributed by Show Management
- lightings to illuminate Company Name Board

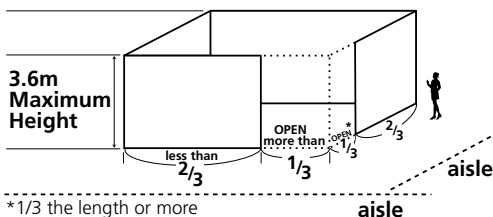
4) If your stand is higher than adjacent stands, you must paint or cover the rear surface of the portion with white wall paper or white panels. When the wall height is different from the adjacent stands, it is prohibited to place any letters including company name facing those stands within 1 meter from the adjacent wall.

5) When constructing a wall within 1 meter from the aisle, the wall **must always be kept open for 1/3 of the length or more on each side.**

This does not apply to:

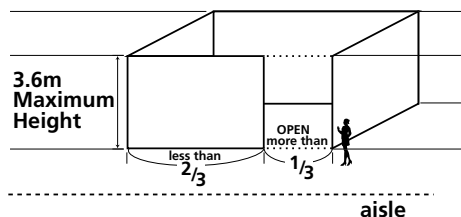
- the wall facing the wall/pillar of the venue.
- the side walls of the booth which is located at the outermost of the venue.

Example of a corner booth with 2 open sides



*1/3 the length or more

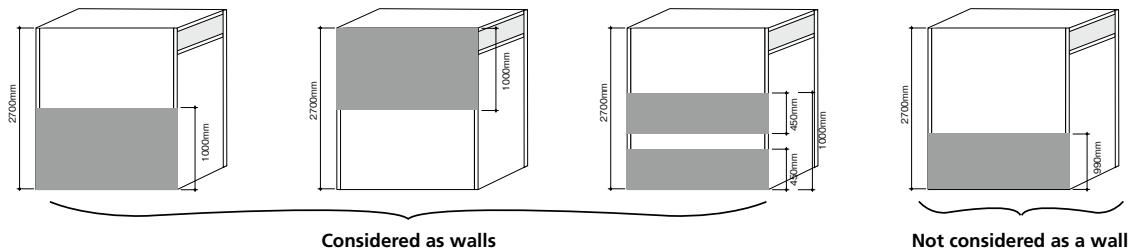
Example of a booth in between booths



aisle

III. Regulations and Applications for Booth Construction

When a panel higher than 1m is constructed between the ground and 2.7m height as shown below, it will be considered as a wall. *This does not apply to the part higher than 2.7m.



- 6) Hanging any decorative materials such as banners or wires from the ceiling of the exhibition halls is strictly prohibited.
- 7) If you plan to hold demonstrations or presentations in your booth, leave enough room for your audience to keep their attention inside your booth space.
- 8) **Two-story construction in the stand is strictly prohibited.** This rule applies to all types of construction including storage/stockroom, information counter, business meeting rooms, waiting rooms, etc. Construction of bridge or any kind of archway is also prohibited.
- 9) Carpet in the stand may only be laid using weak double-sided adhesive tape. Using glues or adhesive bonds is prohibited.
- 10) Any decorations or exhibits must not obstruct firefighting equipment and facilities, such as fire extinguishers, fire hydrants, sprinklers, emergency bells, emergency exit signs, etc. Also, exhibits should not be left unattended in these areas. Contact Show Management for the location of firefighting equipment.
- 11) Ceiling construction and shielding curtains are prohibited in principle. Any exhibitors planning to have a ceiling construction or shielding curtains are required to submit application for ceiling construction.
- 12) Take measures to strengthen the booth structure in order to prevent any collapse or damages from strong wind due to the opening/closing of shutter and iron door. Especially for the booths located right beside the foundation wall of exhibition hall (there is no other booths between the foundation wall and your booth).
Show Management will not be responsible for any damages of exhibits, accidents, injuries, trouble occurred due to the collapse of booth.
Contact Show Management for inquiries regarding the distance between your booth and shutter/iron door.
- 13) If the vehicle for display meets all of the following conditions, it may be considered as ceiling construction.
Please contact Show Management in advance.
 - Above mid-size vehicle (conforming to Japanese Standard)
 - Vehicle with ceiling
 - People will get in or out of the vehicle during the exhibition

● **Inquiries Regarding PIT Plan**

1. Request for PIT Plan

Contact: Person in Charge of PIT Plan, RX Japan
E-mail: pit.jp@rxglobal.com

This e-mail is for requesting PIT Plan ONLY.

If you have other requests or inquiries, such as checking the details of booth decoration, please contact Show Management directly.

2. Required Information

Please send the following information by e-mail.

- a) Exhibition: Show Title, Exhibition Venue
- b) Booth: Booth Number, Exhibitor Name
- c) Contact: Company Name, Person in charge, E-mail Address

3. Notice

- 1) PIT plan is available from 2 months before the exhibition. PIT plan is not ready for earlier inquiries.
- 2) PIT plan will be sent within 3 working days.
- 3) If you wish to install anchors or conduct floor construction, please refer to the page of "Floor Construction Regulations" and submit the application form required.

● Fire Regulations

Local fire officials will carry out inspections of the exhibition halls during move-in and show period. Fire officials have **final authority** on all safety and fire regulations, and have a right to order exhibitors **to remove any materials or to dismantle a booth if they do not comply with the fire regulations**. The Exhibition Venue is designated as a fireproof building, according to the eighth article of the fire laws. Therefore, please use anti-flammable decorations at the exhibition.

1) Panels for booth construction

Panels or any wall materials i.e. plywood board and printed plywood board, used for booth construction or for other furniture including decorations and reception counters, are **required to be soaked in an anti-flammable liquid in advance and should be labeled as anti-flammable accordingly**. Application of anti-flammable spray onsite will not be accepted as a proper procedure.

2) The use of fireproof materials

(I) Materials which have to be anti-flammable

- Accordion curtains or screens made of cloth, used for partition
- Hanging materials made of cloth, used for decoration on the wall
- Blinds made of cloth
- Curtains (all kinds of cloth curtains, drapes and blackout curtains, etc.)
- Screens for projectors
- Carpets, artificial lawns, mats
- Sheets

(II) Fireproof materials

- Nonflammable materials, prescribed in Article 2-9 of the Building Standard Act
- Quasi-nonflammable materials, prescribed in Article 1-5 of the Order for Enforcement of the Building Standard Act
- Plywood which is considered as a flame-retardant material, prescribed in Article 1-6 of the Order for Enforcement of the Building Standard Act

3) Anti-flammable label for each fireproof material

- The label must be attached at the most visible place.
- The label must be properly attached on the materials so that it does not come off easily.

4) Materials without fireproof capacity

Refrain from using plastic materials such as artificial flowers, urethane, acetate fiber, polyester, coolite or isolite, acrylic, nylon, etc. It is hard to apply fireproof finish to these materials.

5) Use of materials with domestic anti-flammable labels

- Foreign goods under the flame retardancy requirement, described as in 1) and 2) above, must have domestic anti-flammable labels in order to meet the domestic regulations.
- Foreign goods without anti-flammable labels must have the authorization from the Japanese qualifying activity.

6) Any actions that cause fire

Gas welding and any actions that cause fire are strictly prohibited unless pre-approved by Show Management. Please note that you must contact Show Management in advance, and must have a fire extinguisher in your booth when you use fire.

● Notes and Precautions

- 1) Due to the actual location of electrical pit in the venue, the electric cable may not be possible to be arranged to an unnoticeable location inside the booth. Contact the official contractor to confirm the location of electric mainline in advance before designing your booth.
- 2) Vehicles may be restricted temporarily from entering the exhibition halls for purpose of safety and adjustments. Please also note that vehicles may be required to wait outside.
- 3) Exhibitors must not damage or alter in any way the exhibition facilities, including electrical lines, lights, water facilities, stand decorations or exhibits of other exhibitors. In case of damage, exhibitors must return any damaged objects to their original state regardless of any reasons.
- 4) It is not allowed to paint directly on the pillars, or stick posters with adhesives or adhesive tapes. Building panels around the pillar or covering it with cloth without using adhesives are permitted. There may be fire extinguishers by the pillar. In such cases, please be sure they are not covered or hid away. For details, please contact Show Management in advance.
- 5) In case of using a drum-type cord reel, be sure to pull the wound cord completely off from the reel.
- 6) Booth construction and demolishing should be done inside your contracted space. No material is allowed to be left in the aisle or other space.
- 7) Redecorating your booth during the show period is prohibited.
- 8) There is no storage space in the exhibition halls. Prepare stock space in your own booth if necessary.

● Removal of Trash

Exhibitors are responsible for the removal of all trash. Any items including catalogues, books, etc. remaining in stands will be regarded as trash, and exhibitors will be charged for its removal. Contact the official contractor (refer to the list in the EXHIBITOR MANUAL –Application Forms–), if you request for cleaning service.

● No Smoking

Smoking in the exhibition halls, including inside your own booth, is strictly prohibited.

*About the Use of Personal Information

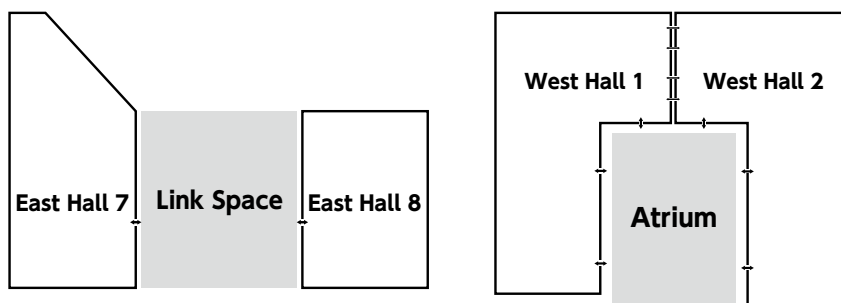
We are taking the utmost care with personal information. Please visit the following URL to see our company policy. <https://privacy.rxglobal.com/>

● Floor Construction Regulations

1. Installation of Hole-in Anchors

- 1) Anchor bolts installed without application may be charged. If you wish to change the number of anchor bolts (including not to install any) after your application, please submit the application again by noon on the day before the show. No change is accepted after the exhibition.
- 2) Exhibitors planning to install hole-in anchors should submit a detailed drawing of the booth construction, including the number and location of anchors. The hole-in anchor should not be deeper than 60mm and wider than 16mm in diameter, as shown in the images below.
- 3) Actions listed below are strictly prohibited. In case of violation, the exhibitor will be charged for restoration after the show.
 - a) Installing hole-in anchors onto pit covers
 - b) Using materials other than hole-in anchors (concrete screws, nails, etc.)
 - c) Using strong adhesive tape that damages the original state of the floor
 - d) Coloring the floor
 - e) Installing anchors within 200mm from the edge of the pit
 - f) Using inside screw type anchor bolt
 - g) Using anchor bolts other than "Strike Anchors"
 - h) Installing hole-in anchor at Atrium and Linkspace

*Other kinds of anchor bolts including "Drop-in Anchors", "Cut Anchors" and "Sleeve Anchors" are NOT acceptable.

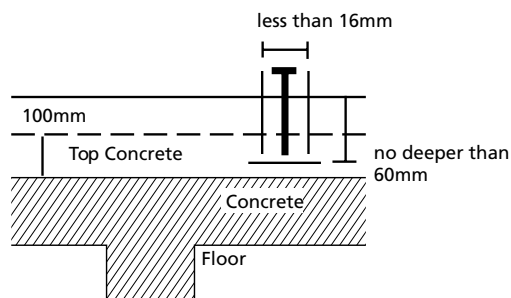


2. Restorations to the Original State

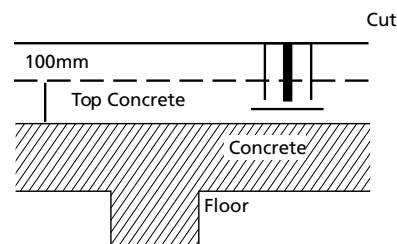
If the hole-in anchors protrude from the floor surface, instead of pulling them out, be sure to cut them off in order to restore the floor to its flat state. It is prohibited to drive hole-in anchors into the concrete with a hammer nor cutting them off with gas.

If such are found, including damaging the floor, the exhibitor will be charged for restoration after the show.

■ Hole-in Anchor Installation



■ Restoration



3. Requests for PIT Plan

Please refer to the page of "Inquiries Regarding PIT Plan" and contact RX Japan for PIT Plan.

● Electricity

Please submit the application for electrical service in your booth.

In case of using the Rental Display System, it is not required to submit this form.

If you need extra lighting for Rental Display System, please submit application.

● Water Supply

Specification *All prices include 10% consumption tax.

< WATER SUPPLY >

Standard Inlet: 1/2 " or 3/4 "

Standard Outlet: 3/4 " to 2 "

Hydraulic Pressure: under 0.2MPa – 0.3MPa

Cost: JPY 93,500/unit for construction

*Including maintenance fee but excluding connecting charge to your equipment

JPY 941/cubic meter for use of water

< SUPPLY HOURS >

The 2nd day of move-in noon - 10:00pm

The 1st day of the show 8:00am - the end of the show

The 2nd day of the show 8:30am - the end of the show

The last day of the show 8:30am - the end of the show

*Contact the official contractor directly for early/late water supply or any other inquiries.

● Compressed Air Supply

Specification *All prices include 10% consumption tax.

<AIR PLUMBING>

Standard Air Lines: 1/2 " or 3/4 "

Standard Air Supply: 0.5MPa – 0.75MPa, 300 liter/min.

Exceeding in 300 liter: JPY 11,000/100 liter

Cost: JPY 93,500/unit

*Including maintenance fee but excluding connecting charge to your equipment

< SUPPLY HOURS >

The 2nd day of move-in noon - 10:00pm

The 1st day of the show 8:00am - the end of the show

The 2nd day of the show 8:30am - the end of the show

The last day of the show 8:30am - the end of the show

*Contact the official contractor directly for early/late air supply or any other inquiries.

● Handling Fire and Dangerous Materials for Exhibits and Demonstration

1. Application to Fire Department

- According to the Fire Service Act, the following acts are prohibited in the exhibition halls.
 - Use of fire
 - Carrying in hydrogen and demonstration of products using hydrogen*
 - Demonstration generating flames or sparks

Special permission from the Fire Department is required if you wish to carry out any of the above acts. Please submit the application form before the stated deadline. Any applications made after the deadline will not be guaranteed.

*For carrying in hydrogen, demonstration using hydrogen or generating flames or sparks, additional documents certifying safety issued by authorised bodies are required. Please submit the application form as soon as possible.
- Inspections will be conducted during the move-in and exhibition period by the Fire Department. Please be aware that if there are any violations to fire regulations such as handling dangerous goods without application or incomplete construction, you will be ordered to remove them. In addition, application submitted after the deadline may not be approved by the Fire Department. Show Management will handle all applications to the Fire Department.
- Prepare 3 copies of booth layout indicating the position of equipment, a catalogue of the equipment, a schedule of demonstration, a calculation report of consumption and quantity of heat released and a material safety data sheet (SDS/MSDS) for application.
- If you do not receive any replies within a week after your application, please contact the official contractor.

2. Guidelines for Application of the Use of Fire

About equipment which involve the use of fire

Only the minimum amount required for exhibiting and demonstration is allowed. If you wish to use fire, permission from the Head of Fire Department is required. Please follow the regulations below in respect of heat consumption and installation.

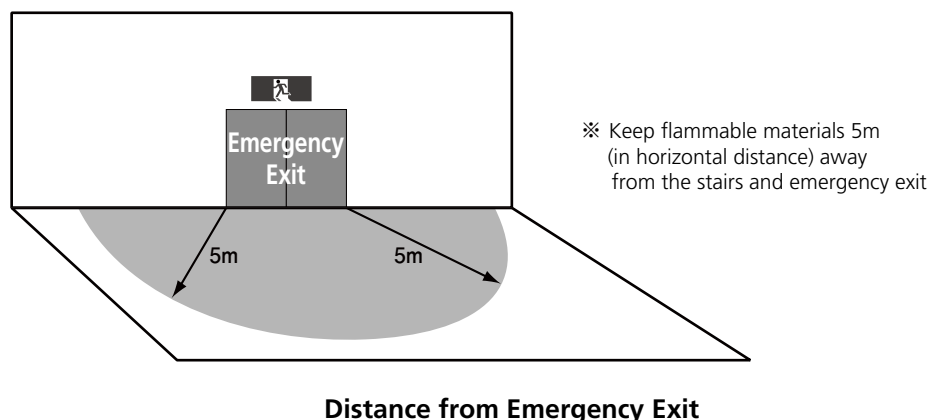
(I) Use of Gas Facilities

If you wish to use gas, please consult with Tokyo Big Sight in advance for construction and management.

In principle, the combined use of LPG and Town Gas is not possible at the same exhibition hall.

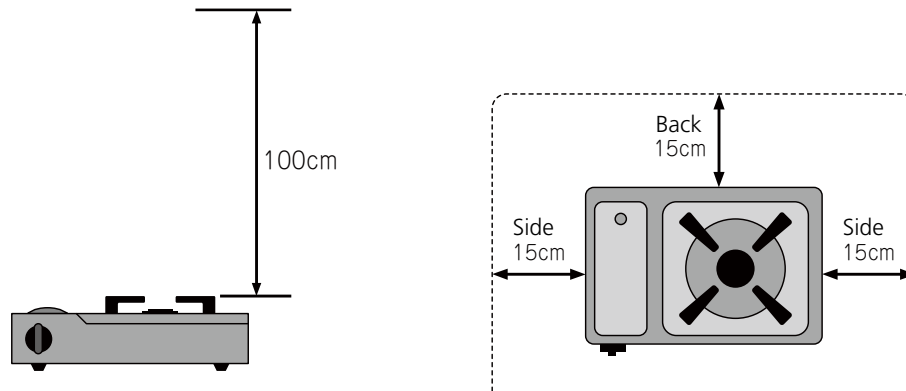
(II) Position of Installation

- 1) For prevention of fire, flammable materials should be kept away from the stairs and emergency exits (refer to the figure below).



- 2) For using cassette stove, flammable materials should not be placed 100cm above and 15cm next to the equipment using fire (refer to the figures below). If it is not possible to leave 15cm space, separate the equipment with fireproof materials from the surroundings. In this case, the equipment should not be attached to the partition wall.

e.g. Distance between the equipment and fireproof materials varies depends on the types of equipment. Please follow the instructions from Fire Department.



e.g. Distance from the Equipment Using Fire

(III) Safety Measures

Please install the equipment using fire (including electric fryer) with measures to prevent any falls during earthquake and outbreak of fire.

- 1) The equipment should be placed at a fixed position which does not easily fall and get damaged due to earthquake or other vibrations of the floor.
- 2) Equipment using gas as fuel should be installed with a device of gas outage due to earthquake or other vibrations of the floor.
- 3) Equipment using gas as fuel must have a gas-leak alarm.
- 4) 1 or more fire extinguisher(s) should be placed in each regular booth (2 capacity unit or above).
- 5) The person in charge of operating the equipment should be at the booth all the time.
- 6) The equipment should be placed at a fixed position that cannot be moved easily by fixing with stopper or lever.
- 7) In order to prevent the sudden rise of temperature of boiling oil, the kitchen equipment for deep-fried food should be installed with a device that shuts down the heat source automatically.

3. Guidelines for Application of the Use of Naked Flame

- (I) Naked Flame includes (a) materials which generate flames or sparks with the usage of gaseous, liquid and solid fuels, and equipment which its heating part is exposed, (b) surface temperature of externally exposed heating electrical equipment is 400°C or above. Using equipment generates fire is also considered as naked flame.
- (II) The position and structure of the equipment using naked flame should comply with the safety standards of the related regulations. It also has to fulfill the following requirements and restrict to the minimum amount needed. Candles or alcohol lamps as decorations are not permitted.

a) Unit of Usage

- For fire prevention, the total heat consumption of gas in each hall has to be under 525kW (regardless of the number of equipment). However, if it exceeds 525kW, the time for the gas use will be limited to keep the total heat consumption under 525kW. If you wish to use gas, please consult with Tokyo Big Sight in advance.
- Equipment using fire should be limited to the minimum amount needed for demonstration in the same booth.

b) Position

- Ensure a safe distance from the surrounding flammable materials in order to prevent fire.
- Ensure a distance of 5m or more from entrance or exit, stairs, dangerous goods and other flammable materials. (excluding cases which effective fire prevention measures taken, such as partitions made of noncombustible materials.)
- Keep the equipment away from the place where the flammable materials may fall down.

c) Safety Measures

- Assign a person in charge of supervision and inspection after use.
- Instruct the staffs for monitoring and firefighting.
- Take measures to ensure the user can extinguish the naked flame easily.
- Place fire extinguisher in each regular booth using naked flame (2 capacity unit or above).
- Select the equipment using fire which is defined and safe in performance.
- Install a fuse cock or gas-leak alarm in the equipment using gas.
- Use metal gas piping and fix to the floor by jointing with screw and flange or welding.
- Use cartridges as the container of LPG (e.g. cassette stove).
- Use pipe to emit the exhaust gas outside the exhibition hall.
- Use fireproof materials to prevent the dispersion of sparkles.
- Restrict to the minimum amount of liquid fuel needed and refrain from refueling during the period of exhibition.
- Restrict to the minimum amount of solid fuel needed for equipment used during demonstration only.
- Take measures to protect the visitors from potential dangers of naked flame.

4. Guidelines for Application of Handling Dangerous Goods

(I) Types of Dangerous Goods

- Dangerous goods include flammable liquid, oxidizing solid and liquid (e.g. gasoline and diesel fuel) according to the Fire Service Act.
- Designated flammable goods include flammable liquid and flammable solid under the Fire Prevention Ordinance (Article No. 65 in Tokyo Metropolitan Ordinance).
- Flammable gas (e.g. propane, acetylene gas, ammonia gas, hydrogen) prescribed in the General High Pressure Security Regulations.
- Gunpowder, pyrotechnics and toy fireworks prescribed in the Explosives Control Law.

(II) Items that application is not required

Application is not needed for the following items if the amount is restricted to the minimum as needed.

- Exhibit stored in a closed container for display only.
 - Fuel or lubricant used in the tank of the vehicle for display only.
 - Lubricant used in the motors and hydraulic machines for display.
 - Oil for cooking and greasing the frying pan. (Deep-frying is not included.)
- *The Fire Service Act and the Fire Prevention Ordinance is also applied when the total amount exceeds the prescribed amount even if it is exempted from dangerous goods.
- Carrying in and using storage battery with sealed electrolyte (except use for vehicles) and devices equipped with such battery within the area where is visible to the staff.
 - Using storage battery with sealed electrolyte (except use for vehicles) and devices equipped with such battery in the way specified by the manufacturers or importers.
- *Application for "Handling Fire and Dangerous Materials for Exhibits and Demonstration" is needed for demonstration of lithium ion battery or device with such battery which is still under modification or development. (except for items which can check how to use in the user manuals)

(III) Installation and Safety Measures

- Assign a person in charge for supervision and inspection after use.
- Place fire extinguisher(s) (with a 2-unit minimum fire extinguishing capability) at the booth.
- Install device to emit the flammable steam outside the exhibition hall.
- Use fireproof materials to prevent the dispersion of flammable liquid.
- Avoid placing the dangerous goods together if they may get ignited easily.
- Refrain from refilling the liquid dangerous goods during the period of exhibition.
- Store the dangerous good in a closed container and keep it separated from the other goods.
- Follow the instructions of the Fire Department regarding the agreement of storing dangerous goods.

5. Demonstration and Display of Vehicles

Application is not required for static demonstrations without starting the engine or charging process. Minimize the amount of fuel inside the vehicle.

Please submit an application if you wish to carry demonstrations include energizing, charging or starting the engine of vehicles with lithium-ion battery installed or hydrogen-fueled vehicles.

Please be reminded that starting the engine of vehicles powered by gasoline or diesel fuel is not allowed.

If you are not sure if application is necessary, please consult with the official contractor in advance.

● Carrying-in/Demonstration of Hydrogen

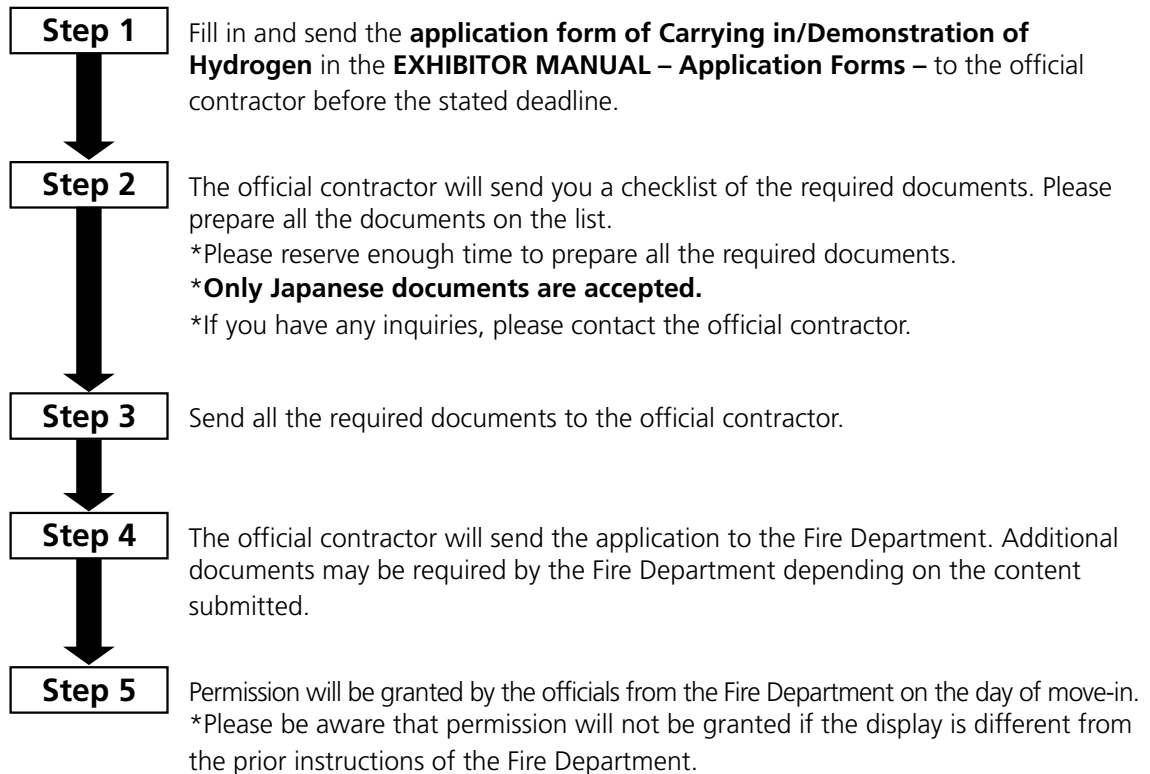
Carrying in hydrogen and demonstration of products using hydrogen are prohibited in the exhibition halls. However, it is permitted if it fulfills the requirements of the fire regulations.

The deadline of the application is earlier than the past years according to the instructions of the Fire Department.

Please submit the application form to the official contractor before the stated deadline. Any applications made after the deadline will not be guaranteed.

*If you do not receive any replies within a week after your application, please contact the official contractor.

1. Application Procedures



2. Caution

- (1) Application is required for carrying in hydrogen storage alloy according to the instructions of the Fire Department.
- (2) Only the minimum amount of hydrogen for daily usage is permitted for carrying in to the exhibition hall. Replenishment of hydrogen during the show period is not permitted.
- (3) Place fire extinguisher at the booth.
- (4) The person in charge for safety should be at the booth all the time, including the move-in period.
- (5) Only products approved in Japan are allowed to be used in demonstrations.
- (6) Inspections will be conducted strictly based on the Fire Prevention Ordinance.
- (7) Demonstrations may not be permitted if there is any incomplete document for application.

*Application of demonstrations of generating hydrogen (electrolysis or hydrogen generator), such as hydrogen water server, hydrogen inhaler or beauty products is not necessary.
Such demonstrations in a closed environment that are enclosed by walls or ceilings are prohibited.

If you are not sure if application is necessary, please consult with the official contractor in advance.

● Ceiling Structure

1. Items which application is not required

(I) For East Halls and South Halls Only

Ceilings which fulfill all of the following requirements.

- a. Ceiling only (pillars are acceptable)
- b. The height of the ceiling is between 3m to 3.6m.
- c. The area of the ceiling is 50sqm or smaller (total 50sqm or smaller for multiple ceilings).

(II) For West Halls Only

- a. Louver and net (both should open for more than 70%)
- b. The depth or width of the ceiling is less than 1.2m with the long side of the booth completely opened.

2. Principles and Conditions of Ceiling Construction

- (I) Construction of ceilings except from the items stated above (1. (II) a. Items which application is not required) or construction of ceilings with walls is only restricted to the purpose of light shielding and dust control of the display.
- (II) After submitting the layout of the booth and consulting with the Fire Department, the exhibitor is obligated to set fire-fighting facilities at the booth. (The exhibitor should bear the expenses of setting the fire-fighting facilities)
- (III) Permission will be granted if (II) is fully done and the inspection of the Fire Department is passed. During the inspection, the inspector will ask for the details of the construction. The person in charge of the construction of ceiling should be at the booth during the inspection in order to get the permission.
- (IV) Additional consultation is necessary for raising the floor for more than 30cm. Please make the consultation at the stage of design.
- (V) Double ceiling is prohibited in any case.
- (VI) If the permission of construction is not granted or any violation is found, the exhibitor should follow the instructions of Show Management to dismantle the ceiling and improve the decorations.

3. Documents Required and Consultation

- (I) Construction of ceiling except from the items stated above (1. Items which application is not required), consultation with the Fire Department is required. Please attach the following documents with the application.
 - a. A plan and elevation of the booth decoration and a venue map including all booths (indicate the area of the construction of the blackout curtain and the location of the fire extinguisher)
 - b. A detailed drawing with written explanations of the ceiling construction (include the fire-proof label)
- (II) Consultation with the Fire Department may take time. Any applications submitted after the deadline will not be accepted.

● Protection of Industrial Property Rights

1. The exhibitor is responsible for the protection of industrial property rights (patents, utility model rights, design rights and trademarks) of the products to be displayed at the exhibition. The exhibitor must take necessary actions such as patent applications, prior to participating in the exhibition.
2. The organisers of the exhibition are not responsible for protection of industrial property rights on exhibits.

● About the Use of Personal Information

1. Show Management may release exhibitors' contact information on their behalf in the event that a global media service requests it for reporting on the tradeshow or one of Show Management's designated partner companies requests it for administrative matters related to exhibiting. Those not wishing to take advantage of this service are advised to contact Show Management.
2. We are taking the utmost care with personal information. Please visit the following URL to see our company policy. <https://privacy.rxglobal.com/en-gb.html>

Details of Rental Display System

Wall panels, carpet, electricity, lights and furniture will not be included in the raw space. If you are not going to build a custom-made booth, you are recommended to use the rental display system.

100% of the total price (consumption tax included) will be charged if any cancellation of Rental Display System after a month before the first day of show occurs.

Types and Handover of Rental Display System

Refer to the following pages for the types and prices of Rental Display System.

Type A & Type B

- The booth will be ready by 10:00am on the second day of move in.
- A corner booth will have company name board(s) instead of wall panels on the side(s) facing the aisle(s).

Design Type

- The booth will be ready by 1:00pm on the second day of move in.

Notes

- The booth must be returned to its original condition of the rental display system.
- Any decorations to the walls and display tables that cannot be restored to their original conditions are prohibited, such as making holes with nails, screws and thumbtacks, painting on panels, leaving any posters or notices, and using tapes with strong adhesion.
(Repairing cost will be charged for such acts, e.g., JPY 21,450/panel for back and side walls.)
- Items in the rental display system cannot be replaced nor exchanged with other items. They can be removed but the charges will not be reduced.

Type A & Type B

- Any on-site orders for furniture that were previously cancelled through the advanced application will be considered additional orders. You will be charged the full cost for items ordered on-site, such as reordering a reception counter that was previously cancelled through the advanced application.
- Changing the height of the display tables on site will cause an additional charge of JPY 11,000.
- Changing the form of display tables on site, such as connecting and detaching multiple tables, will result in an additional charge of JPY 5,500 per 30 min to the exhibitor. Please request in advance.

Design Type

- Changes or additional orders for furniture or items will incur extra charges. Please make sure to apply at least one month before the exhibition.
 - *Refer to EXHIBITOR MANUAL – Application Forms – for more details of additional furniture.
 - *On-site order of additional furniture is not accepted.
 - *Contact the official electricity contractor for increasing the mainline power supply.

Apply Rental Display System through Exhibitors Website.

If you have any additional requests, please contact the official contractors listed below.

[Type A and Type B]

- Changes of layout of lighting equipment or outlet: Official Contractor of Electricity.
- Changes of layout of other aspects: Official Contractor of Booth Decoration

[Design Type]

- Changes of layout or furniture: SHOEI BIJUTSU Co., Ltd.
- Additional lighting equipment or outlet: SHOEI BIJUTSU Co., Ltd.
- Increase the mainline power supply (e.g. 1kW → 2kW): Official Contractor of Electricity

Detail & Price

Design Type

4.5 Regular booth (9m × 8.1m) / JPY 2,610,000*

*10% consumption tax will be charged.

Contact



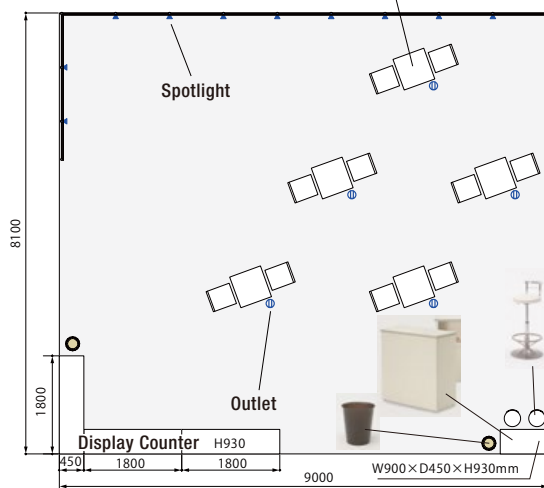
SHOEI BIJUTSU Co., Ltd.

Contact: Design Type Order Section

*The booth image may differ from the actual booth.



Round table will be provided if square table is out of stock.

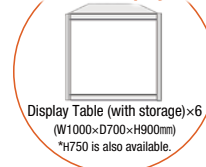


Custom Plan
Choose 2 from A, B or C
that best suits your
exhibition purpose !

A. Business Meeting Plan



B. Product Display Plan



C. Lead Acquisition Plan



Design Type / 4.5 Regular booth includes:

1	Side Panels	H2700 Color: White
2	Design Panel *Material: Fabric	2 Panels with Graphic Design (W8870×H2626mm × 1 / W2588×H2626mm × 1) Data of graphic Design need to be prepared by the exhibitor. You cannot set any shelves on the designed back panel. *Shelves can be set on side walls (at additional cost). *The size of panel may change depending on the shape of the booth.
3	Needle Punch Carpet	Color: Gray / Blue / Red / Ivory / Charcoal
4	Electricity/Lights	Spotlight with arm (LED15W) × 10, Outlet (100V up to 780W) × 5 Mainline power (100V up to 9kW) is included.
5	Furniture	Meeting Table Set × 5 (Table × 5, Chair × 10), Reception Counter × 1, Counter Chair × 2, Dustbin × 2, Display Counter × 3 Choose 2 from the following 3 types: A. Business Meeting Plan: Table (W600×D600×H650)×3, Chair×6 *Round table will be provided if square table is out of stock. B. Product Display Plan: Display Table (with storage) (W1000×D700×H900)×6 *H750 is also available. C. Lead Acquisition Plan: High Counter (W1800×D500×H1000)×3

(unit: mm)

Design Type

4 Regular booth (5.4m × 12m) / JPY 2,320,000*

*10% consumption tax will be charged.

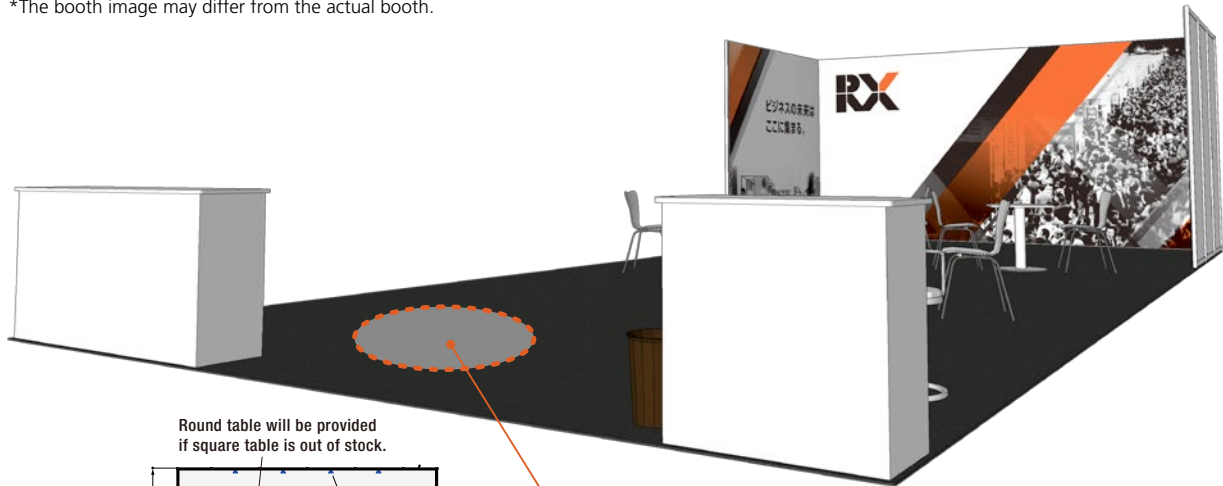
Contact



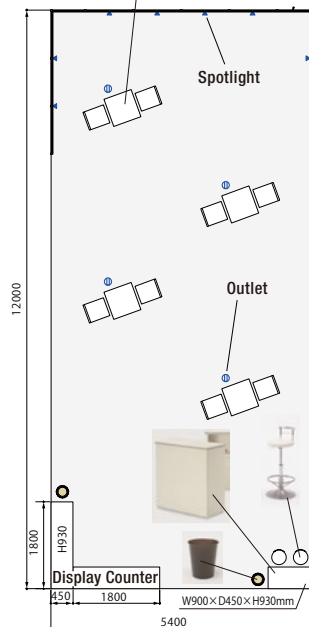
SHOEI BIJUTSU Co., Ltd.

Contact: Design Type Order Section

*The booth image may differ from the actual booth.



Round table will be provided if square table is out of stock.



Custom Plan

Choose 2 from A, B or C that best suits your exhibition purpose !

A. Business Meeting Plan



Table×3
(W600×D600×H650mm)
Chair×6

B. Product Display Plan



Display Table (with storage)×6
(W1000×D700×H900mm)
*H750 is also available.

C. Lead Acquisition Plan



High Counter×3
(W1800×D500×H1000mm)

Design Type / 4 Regular booth includes:

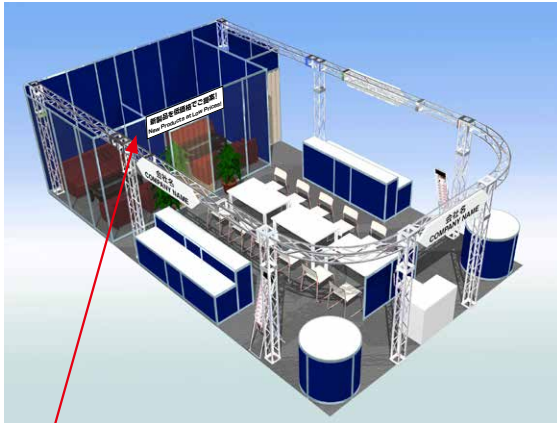
1	Side Panels	H2700 Color: White
2	Design Panel *Material: Fabric	2 Panels with Graphic Design (W5320×H2626mm × 1 / W2588×H2626mm × 1) Data of graphic Design need to be prepared by the exhibitor. You cannot set any shelves on the designed back panel. *Shelves can be set on side walls (at additional cost). *The size of panel may change depending on the shape of the booth.
3	Needle Punch Carpet	Color: Gray / Blue / Red / Ivory / Charcoal
4	Electricity/Lights	Spotlight with arm (LED15W) × 6-15, Outlet (100V up to 780W) × 4 Mainline power (100V up to 8kW) is included.
5	Furniture	Meeting Table Set × 4 (Table × 4, Chair × 8), Reception Counter × 1, Counter Chair × 2, Dustbin × 2, Display Counter × 2 Choose 2 from the following 3 types: A. Business Meeting Plan: Table (W600×D600×H650)×3, Chair×6 *Round table will be provided if square table is out of stock. B. Product Display Plan: Display Table (with storage) (W1000×D700×H900)×6 *H750 is also available. C. Lead Acquisition Plan: High Counter (W1800×D500×H1000)×3

(unit: mm)

Type A

3 Regular booths (9m × 5.4m) / JPY 1,740,000*

*10% consumption tax will be charged.



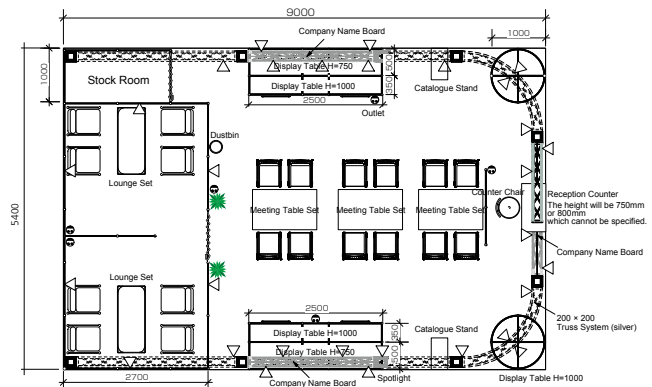
*You can change the layout as you like.
*The booth image may differ from the actual booth.

<Eye-catching Signboard (Additional Charge)>

Put up your original Eye-catching Signboard to attract visitors' attention.

新製品を低価格でご提案!
New Products at Low Prices!

<sample>



Type A / 3 Regular booths include:

1	Back & Side Walls	H2700 Color: White / Gray / Blue / Navy / Black / Green / Red *Default Color: White
2	Company Name Board	W1800 × H400 (both ends acute-angled) Color: White / Gray / Blue / Navy / Black / Red / Green / Vivid Green / Yellow / Pink *Default Color: White
3	Company Name Letters	Font: Gothic script Color: White / Black / Blue / Navy / Green / Red / Yellow *Default Color: Black The number of letters is unlimited (The size depends on the number of letters you register). *If your company name is not registered for the rental display system before the deadline, the company name your registered on the Exhibitors Website (Exhibitor Info) will be applied automatically. Please upload your logo image on the Exhibitors Website if you wish to use logo on the company name board.
4	Needle Punch Carpet	Color: Blue / Navy / Cream / Green / Gray / Red / Orange / Brown *Default Color: Gray
5	Electricity/Lights	Spotlight (LED15W) × 30, Outlet (100V up to 500W) × 6 Mainline power (100V up to 6kW) is included.
6	Furniture	Meeting Table Set × 3 (Table × 3, Chair × 12), Lounge Set × 2 (Table × 2, Sofa Set × 4) Reception Counter × 1, Counter Chair × 1, Catalogue Stand (12 shelves) × 2, Dustbin × 1, Plant × 2
7	Display Table (with storage)	1.2-level type × 2 (Front: W2500 × D500 × H750 + Back: W2500 × D350 × H1000) *Splittable: front and back / by W1000 when requested beforehand. *The color is same as the walls (except for the top panel) 2. Round type (ø1000 × H1000) × 2 *With No Storage *The color is same as the walls (except for the top panel).

(unit: mm)

*If no information is registered for the rental display system before the deadline,
default colors will be used for the company name board (including letters), wall panels and carpet.

<OPTIONAL> Additional Charge

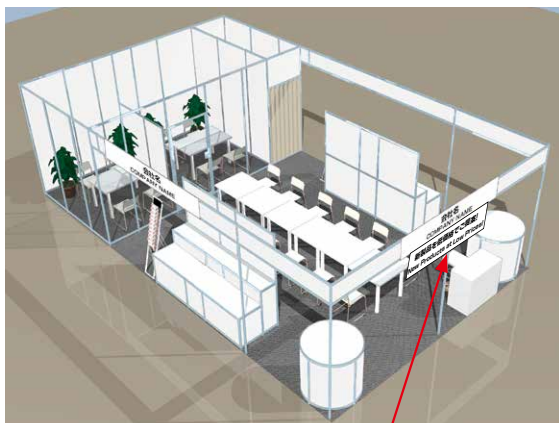
Eye-catching Signboard	Signboard (two-line): W1800 × H450 JPY 7,000*/signboard Signboard (one-line): W1800 × H300 JPY 5,000*/signboard Order via Exhibitors Website. The color choices are available on the online form.
------------------------	---

*10% consumption tax will be charged.

Type B

3 Regular booths (9m × 5.4m) / JPY 1,320,000*

*10% consumption tax will be charged.



*You can change the layout as you like.

*The booth image may differ from the actual booth.

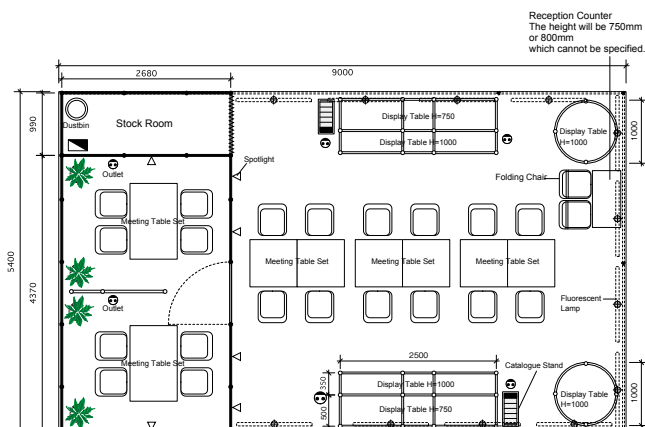
<Eye-catching Signboard (Additional Charge)>

Put up your original Eye-catching Signboard to attract visitors' attention.

新製品を低価格でご提案!

New Products at Low Prices!

<sample>



Type B / 2 Regular booths include:

1	Back & Side Walls	H2700 Color: White
2	Company Name Board	W2400 × H400 Styrene Board Color: White / Blue / Black / Red / Navy *Default Color: White
3	Company Name Letters	Font: Gothic script Black when Company Name Board is White White when Company Name Board is Blue / Black / Red / Navy *Default Color: Black The number of letters is unlimited (The size depends on the number of letters you register). *If your company name is not registered for the rental display system before the deadline, the company name your registered on the Exhibitors Website (Exhibitor Info) will be applied automatically.
4	Needle Punch Carpet	Color: Gray / Red / Blue / Ivory / Charcoal *Default Color: Gray
5	Electricity/Lights	Spotlight (LED15W) × 6, Fluorescent Lamp (40W) × 12, Outlet (100V up to 780W) × 6, Mainline power (100V up to 6kW) is included.
6	Furniture	Meeting Table Set × 6 (Table × 1, Chair × 2) × 6 + (Table × 1, Chair × 4) × 2 Reception Counter × 1, Folding Chair × 2, Catalogue Stand (12 shelves) × 2, Dustbin × 1, Plant × 4
7	Display Table (with storage)	1. 2-level type × 2 (Front: W2500 × D500 × H750 + Back: W2500 × D350 × H1000) *Splittable: front and back / by W1000 when requested beforehand. 2. Round type (ø1000 × H1000) × 2 * With No Storage *The color is same as the walls (except for the top panel).

*If no information is registered for the rental display system before the deadline, default colors will be used for the company name board (including letters), wall panels and carpet.

(unit: mm)

<OPTIONAL> Additional Charge

Eye-catching Signboard	Signboard (two-line): W1800 × H450 JPY 7,000*/signboard Signboard (one-line): W1800 × H300 JPY 5,000*/signboard Order via Exhibitors Website. The color choices are available on the online form.
------------------------	---

*10% consumption tax will be charged.

Design Type

3 Regular booth (9m × 5.4m) / JPY 1,740,000*

*10% consumption tax will be charged.

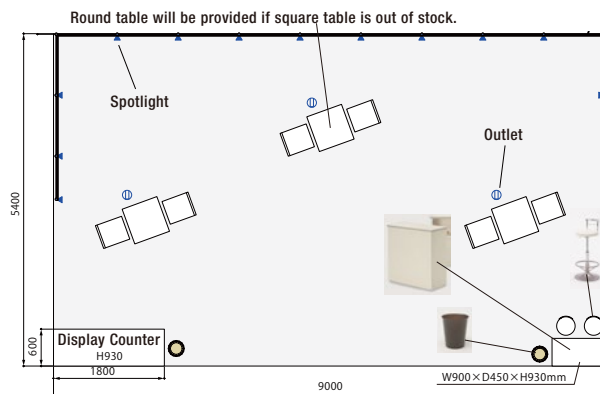
Contact



SHOEI BIJUTSU Co., Ltd.

Contact: Design Type Order Section

*The booth image may differ from the actual booth.



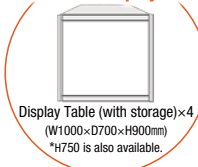
Custom Plan

Choose 2 from A, B or C that best suits your exhibition purpose !

A. Business Meeting Plan



B. Product Display Plan



C. Lead Acquisition Plan



Design Type / 3 Regular booth includes:

1	Side Panels	H2700 Color: White
2	Design Panel *Material: Fabric	2 Panels with Graphic Design (W8870×H2626mm × 1 / W2588×H2626mm × 1) Data of graphic Design need to be prepared by the exhibitor. You cannot set any shelves on the designed back panel. *Shelves can be set on side walls (at additional cost). *The size of panel may change depending on the shape of the booth.
3	Needle Punch Carpet	Color: Gray / Blue / Red / Ivory / Charcoal
4	Electricity/Lights	Spotlight with arm (LED15W) × 6-12, Outlet (100V up to 780W) × 3 Mainline power (100V up to 6kW) is included.
5	Furniture	Meeting Table Set × 3 (Table × 3, Chair × 6), Reception Counter × 1, Counter Chair × 2, Dustbin × 2, Display Counter × 1 Choose 2 from the following 3 types: A. Business Meeting Plan: Table (W600×D600×H650)×2, Chair×4 *Round table will be provided if square table is out of stock. B. Product Display Plan: Display Table (with storage) (W1000×D700×H900)×4 *H750 is also available. C. Lead Acquisition Plan: High Counter (W1800×D500×H1000)×2

(unit: mm)

Type A

2 Regular booths (6m × 5.4m) / JPY 1,160,000*

*10% consumption tax will be charged.



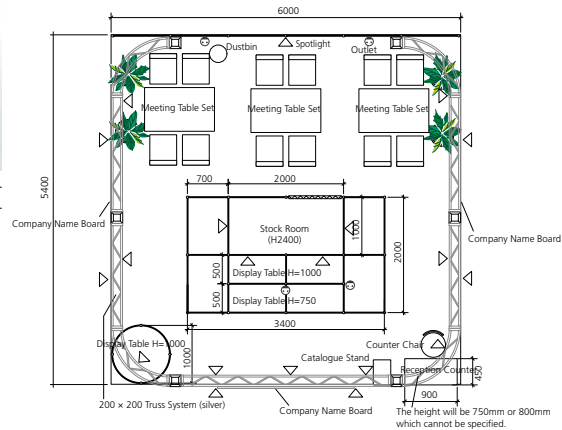
*You can change the layout as you like.
*The booth image may differ from the actual booth.

<Eye-catching Signboard (Additional Charge)>

Put up your original Eye-catching Signboard to attract visitors' attention.

新製品を低価格でご提案!
New Products at Low Prices!

<sample>



Type A / 2 Regular booths include:

1	Back & Side Walls	H2700 Color: White / Gray / Blue / Navy / Black / Green / Red *Default Color: White
2	Company Name Board	W1800 × H400 (both ends acute-angled) Color: White / Gray / Blue / Navy / Black / Red / Green / Vivid Green / Yellow / Pink *Default Color: White
3	Company Name Letters	Font: Gothic script Color: White / Black / Blue / Navy / Green / Red / Yellow *Default Color: Black The number of letters is unlimited (The size depends on the number of letters you register). *If your company name is not registered for the rental display system before the deadline, the company name your registered on the Exhibitors Website (Exhibitor Info) will be applied automatically. Please contact the official contractor before deadline of Rental Display System if you wish to use logo on the company name board.
4	Needle Punch Carpet	Color: Blue / Navy / Cream / Green / Gray / Red / Orange / Brown *Default Color: Gray
5	Electricity/Lights	Spotlight (LED15W) × 20, Outlet (100V up to 500W) × 4 Mainline power (100V up to 4kW) is included.
6	Furniture	Meeting Table Set × 3 (Table × 3, Chair × 12), Reception Counter × 1, Counter Chair × 1, Catalogue Stand (12 shelves) × 1, Dustbin × 1, Plant × 4
7	Display Table (with storage)	1. (W2000 × D700 × H1000 or H750) × 2 *Splittable by W1000 when requested beforehand. *The color is same as the walls (except for the top panel) 2. 2-level type × 1 (Front: W2000 × D500 × H750 + Back: W2000 × D500 × H1000) *Splittable: front and back / by W1000 when requested beforehand. *The color is same as the walls (except for the top panel) 3. Round type (ø1000 × H1000) × 1 *No Storage *The color is same as the walls (except for the top panel).

(unit: mm)

*If no information is registered for the rental display system before the deadline, default colors will be used for the company name board (including letters), wall panels and carpet.

<OPTIONAL> Additional Charge

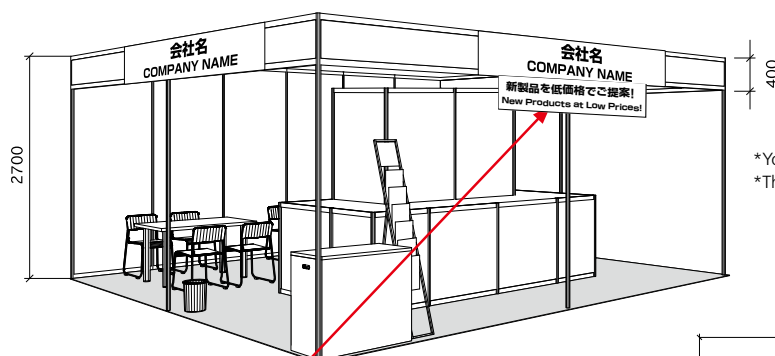
Eye-catching Signboard	Signboard (two-line): W1800 × H450 JPY 7,000*/signboard Signboard (one-line): W1800 × H300 JPY 5,000*/signboard Order via Exhibitors Website. The color choices are available on the online form.
------------------------	---

*10% consumption tax will be charged.

Type B

2 Regular booths (6m × 5.4m) / JPY 880,000*

*10% consumption tax will be charged.

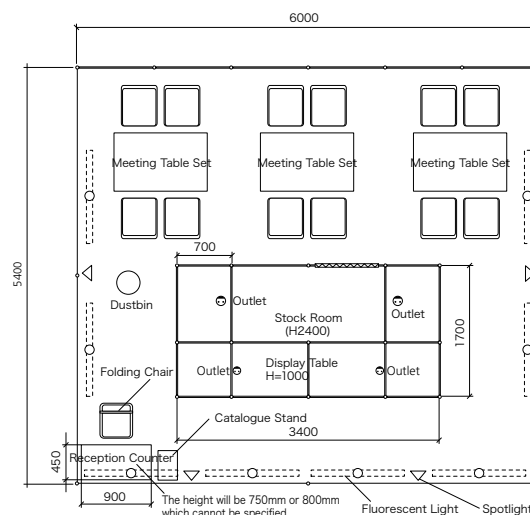


<Eye-catching Signboard (Additional Charge)>

Put up your original Eye-catching Signboard to attract visitors' attention.

新製品を低価格でご提案!
New Products at Low Prices!

<sample>



Type B / 2 Regular booths include:

1	Back & Side Walls	H2700 Color: White
2	Company Name Board	W2400 × H400 Styrene Board Color: White / Blue / Black / Red / Navy *Default Color: White
3	Company Name Letters	Font: Gothic script Black when Company Name Board is White White when Company Name Board is Blue / Black / Red / Navy *Default Color: Black The number of letters is unlimited (The size depends on the number of letters you register). *If your company name is not registered for the rental display system before the deadline, the company name your registered on the Exhibitors Website (Exhibitor Info) will be applied automatically.
4	Needle Punch Carpet	Color: Gray / Red / Blue / Ivory / Charcoal *Default Color: Gray
5	Electricity/Lights	Spotlight (LED15W) × 4, Fluorescent Lamp (40W) × 8, Outlet (100V up to 780W) × 4, Mainline power (100V up to 4kW) is included.
6	Furniture	Meeting Table Set × 3 (Table × 3, Chair × 12) Reception Counter × 1, Folding Chair × 1, Catalogue Stand (12 shelves) × 1, Dustbin × 1
7	Display Table (with storage)	1. (W1700 × D700 × H1000 or H750) × 2 *Splittable into W1000 and W700 when requested beforehand. 2. (W2000 × D700 × H1000 or H750) × 1 *Splittable by W1000 when requested beforehand.

(unit: mm)

*If no information is registered for the rental display system before the deadline, default colors will be used for the company name board (including letters), wall panels and carpet.

<OPTIONAL> Additional Charge

Eye-catching Signboard	Signboard (two-line): W1800 × H450 JPY 7,000*/signboard Signboard (one-line): W1800 × H300 JPY 5,000*/signboard Order via Exhibitors Website. The color choices are available on the online form.
------------------------	---

*10% consumption tax will be charged.

Design Type

2 Regular booth (6m × 5.4m) / JPY 1,160,000*

*10% consumption tax will be charged.

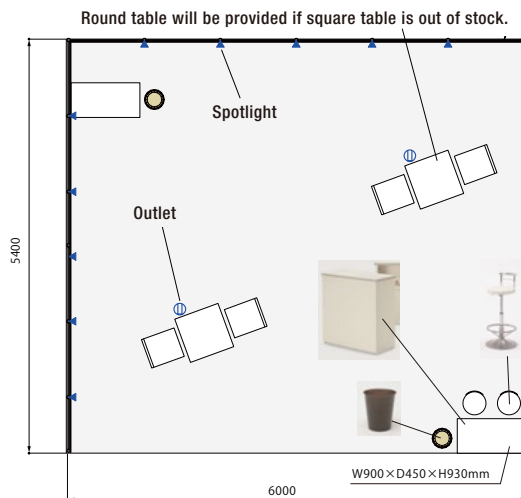
Contact



SHOEI BIJUTSU Co., Ltd.

Contact: Design Type Order Section

*The booth image may differ from the actual booth.



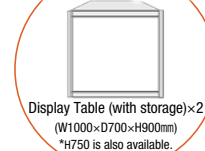
Custom Plan

Choose 2 from A, B or C that best suits your exhibition purpose !

A. Business Meeting Plan



B. Product Display Plan



C. Lead Acquisition Plan



Design Type / 2 Regular booth includes:

1	Side Panels	H2700 Color: White
2	Design Panel *Material: Fabric	2 Panels with Graphic Design (W5900×H2626mm ×1 / W5268×H2626mm ×1) Data of graphic Design need to be prepared by the exhibitor. You cannot set any shelves on the designed back panel. *Shelves can be set on side walls (at additional cost). *The size of panel may change depending on the shape of the booth.
3	Needle Punch Carpet	Color: Gray / Blue / Red / Ivory / Charcoal
4	Electricity/Lights	Spotlight with arm (LED15W) × 10, Outlet (100V up to 780W) × 2 Mainline power (100V up to 4kW) is included.
5	Furniture	Meeting Table Set × 2 (Table × 2, Chair × 4), Reception Counter × 2, Counter Chair × 2, Dustbin × 2 Choose 2 from the following 3 types: A. Business Meeting Plan: Table (W600×D600×H650)×1, Chair×2 *Round table will be provided if square table is out of stock. B. Product Display Plan: Display Table (with storage) (W1000×D700×H900)×2 *H750 is also available. C. Lead Acquisition Plan: High Counter (W1800×D500×H1000)×1

(unit: mm)

Type A

1.5 Regular booths (9m × 2.7m) / JPY 870,000*

*10% consumption tax will be charged.



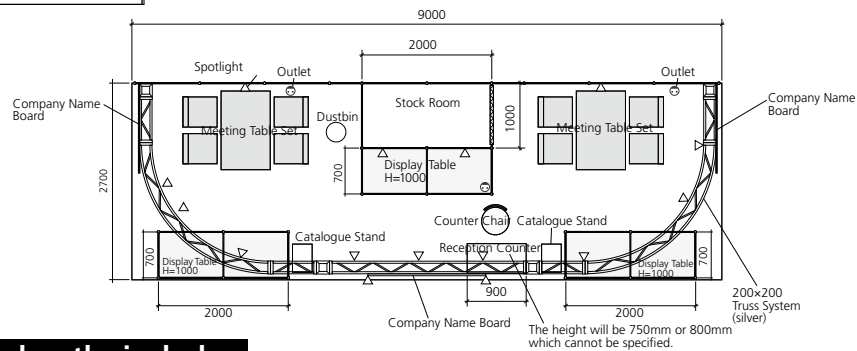
<Eye-catching Signboard (Additional Charge)>

Put up your original Eye-catching Signboard to attract visitors' attention.

*You can change the layout as you like.
*The booth image may differ from the actual booth.

新製品を低価格でご提案!
New Products at Low Prices!

<sample>



Type A / 1.5 Regular booths include:

1	Back & Side Walls	H2700 Color: White / Gray / Blue / Navy / Black / Green / Red *Default Color: White
2	Company Name Board	W1800 × H400 (both ends acute-angled) Color: White / Gray / Blue / Navy / Black / Red / Green / Vivid Green / Yellow / Pink *Default Color: White
3	Company Name Letters	Font: Gothic script Color: White / Black / Blue / Navy / Green / Red / Yellow *Default Color: Black The number of letters is unlimited (The size depends on the number of letters you register). *If your company name is not registered for the rental display system before the deadline, the company name your registered on the Exhibitors Website (Exhibitor Info) will be applied automatically. Please contact the official contractor before deadline of Rental Display System if you wish to use logo on the company name board.
4	Needle Punch Carpet	Color: Blue / Navy / Cream / Green / Gray / Red / Orange / Brown *Default Color: Gray
5	Electricity/Lights	Spotlight (LED15W) × 15, Outlet (100V up to 500W) × 3 Mainline power (100V up to 3kW) is included.
6	Furniture	Meeting Table Set × 2 (Table × 2, Chair × 8), Reception Counter × 1, Counter Chair × 1, Catalogue Stand (12 shelves) × 2, Dustbin × 1
7	Display Table (with storage)	(W2000 × D700 × H1000 or H750) × 3 *Splittable by W1000 when requested beforehand. *The color is same as the walls (except for the top panel).

(unit: mm)

*If no information is registered for the rental display system before the deadline, default colors will be used for the company name board (including letters), wall panels and carpet.

<OPTIONAL> Additional Charge

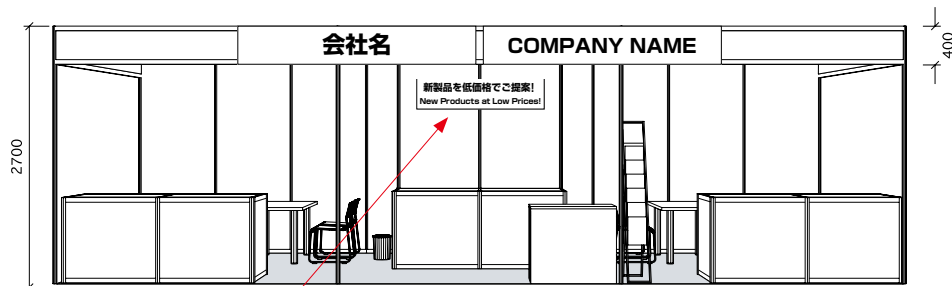
Eye-catching Signboard	Signboard (two-line): W1800 × H450 JPY 7,000*/signboard Signboard (one-line): W1800 × H300 JPY 5,000*/signboard Order via Exhibitors Website. The color choices are available on the online form.
------------------------	---

*10% consumption tax will be charged.

Type B

1.5 Regular booths (9m × 2.7m) / JPY 660,000*

*10% consumption tax will be charged.



<Eye-catching Signboard (Additional Charge)>

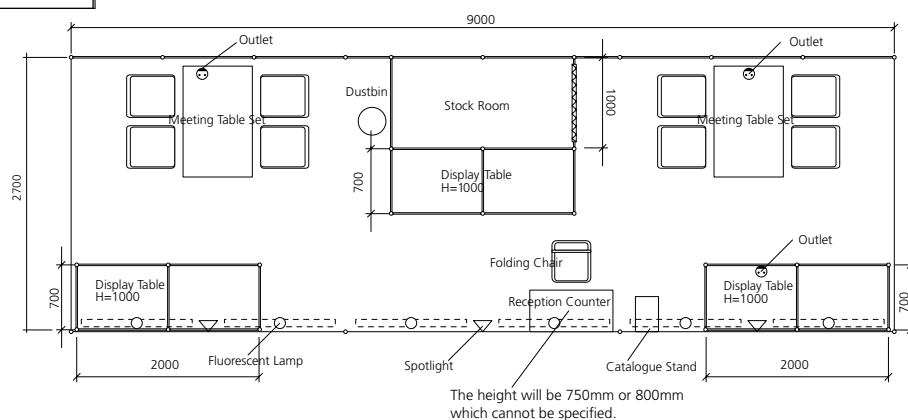
Put up your original Eye-catching Signboard to attract visitors' attention.

*You can change the layout as you like.

*The booth image may differ from the actual booth.

新製品を低価格でご提案!
New Products at Low Prices!

<sample>



Type B / 1.5 Regular booths include:

1	Back & Side Walls	H2700 Color: White
2	Company Name Board	W2400 × H400 Styrene Board Color: White / Blue / Black / Red / Navy *Default Color: White
3	Company Name Letters	Font: Gothic script Black when Company Name Board is White White when Company Name Board is Blue / Black / Red / Navy *Default Color: Black The number of letters is unlimited (The size depends on the number of letters you register). *If your company name is not registered for the rental display system before the deadline, the company name your registered on the Exhibitors Website (Exhibitor Info) will be applied automatically.
4	Needle Punch Carpet	Color: Gray / Red / Blue / Ivory / Charcoal *Default Color: Gray
5	Electricity/Lights	Spotlight (LED15W) × 3, Fluorescent Lamp (40W) × 6, Outlet (100V up to 780W) × 3, Mainline power (100V up to 3kW) is included.
6	Furniture	Meeting Table Set × 2 (Table × 2, Chair × 8), Reception Counter × 1, Folding Chair × 1, Catalogue Stand (12 shelves) × 1, Dustbin × 1
7	Display Table (with storage)	(W2000 × D700 × H1000 or H750) × 3 *Splittable by W1000 when requested beforehand.

*If no information is registered for the rental display system before the deadline, default colors will be used for the company name board (including letters), wall panels and carpet.

(unit: mm)

<OPTIONAL> Additional Charge

Eye-catching Signboard	Signboard (two-line): W1800 × H450 JPY 7,000*/signboard Signboard (one-line): W1800 × H300 JPY 5,000*/signboard Order via Exhibitors Website. The color choices are available on the online form.
------------------------	---

*10% consumption tax will be charged.

Design Type

1.5 Regular booth (9m × 2.7m) / JPY 870,000*

*10% consumption tax will be charged.

Contact



SHOEI BIJUTSU Co., Ltd.

Contact: Design Type Order Section

*The booth image may differ from the actual booth.



Custom Plan

Choose from: A: Business Meeting Plan / B: Product Display Plan / C: Lead Acquisition Plan

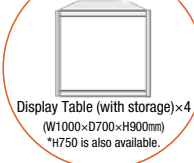
*Plan A is used in the image above.

+
Choose from A, B or C
that best suits your
exhibition purpose!

A. Business Meeting Plan



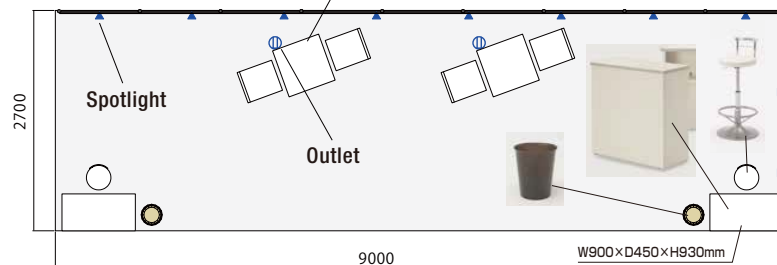
B. Product Display Plan



C. Lead Acquisition Plan



Round table will be provided if square table is out of stock.



Design Type / 1.5 Regular booth includes:

1	Side Panels	H2700 Color: White
2	Design Panel *Material: Fabric	Back Panel with Graphic Design (W8870mm x H2626mm) Data of graphic Design need to be prepared by the exhibitor. You cannot set any shelves on the designed back panel. *Shelves can be set on side walls (at additional cost).
3	Needle Punch Carpet	Color: Gray / Blue / Red / Ivory / Charcoal
4	Electricity/Lights	Spotlight with arm (LED15W) × 10, Outlet (100V up to 780W) × 2 Mainline power (100V up to 3kW) is included.
5	Furniture	Meeting Table Set × 2 (Table × 2, Chair × 4), Reception Counter × 2, Counter Chair × 2, Dustbin × 2 Choose 1 from the following 3 types: A. Business Meeting Plan: Table (W600×D600×H650)×2, Chair×4 *Round table will be provided if square table is out of stock. B. Product Display Plan: Display Table (with storage) (W1000×D700×H900)×4 *H750 is also available. C. Lead Acquisition Plan: High Counter (W1800×D500×H1000)×2

(unit: mm)

Type A

1 Regular booth (6m × 2.7m) / JPY 580,000*

*10% consumption tax will be charged.



<Eye-catching Signboard (Additional Charge)>

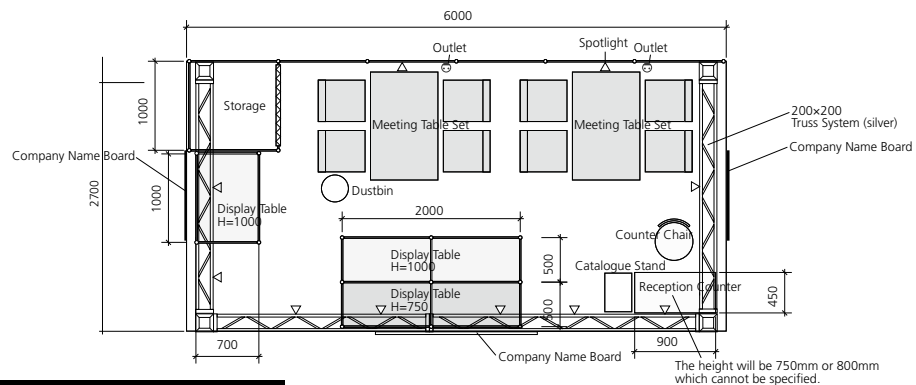
Put up your original Eye-catching Signboard to attract visitors' attention.

新製品を低価格でご提案!
New Products at Low Prices!

<sample>

*You can change the layout as you like.

*The booth image may differ from the actual booth.



Type A / 1 Regular booth includes:

1	Back & Side Walls	H2700 Color: White / Gray / Blue / Navy / Black / Green / Red *Default Color: White
2	Company Name Board	W1800 × H400 (both ends acute-angled) Color: White / Gray / Blue / Navy / Black / Red / Green / Vivid Green / Yellow / Pink *Default Color: White
3	Company Name Letters	Font: Gothic script Color: White / Black / Blue / Navy / Green / Red / Yellow *Default Color: Black The number of letters is unlimited (The size depends on the number of letters you register). *If your company name is not registered for the rental display system before the deadline, the company name your registered on the Exhibitors Website (Exhibitor Info) will be applied automatically. Please contact the official contractor before deadline of Rental Display System if you wish to use logo on the company name board.
4	Needle Punch Carpet	Color: Blue / Navy / Cream / Green / Gray / Red / Orange / Brown *Default Color: Gray
5	Electricity/Lights	Spotlight (LED15W) × 10, Outlet (100V up to 500W) × 2 Mainline power (100V up to 2kW) is included.
6	Furniture	Meeting Table Set × 2 (Table × 2, Chair × 8), Reception Counter × 1, Counter Chair × 1, Catalogue Stand (12 shelves) × 1, Dustbin × 1
7	Display Table (with storage)	1. (W1000 × D700 × H1000 or H750) × 1 *The color of the side of display tables is same as the walls. *Splittable to W1000 / W500 when requested beforehand. 2. 2-level type × 1 (Front: W2000 × D500 × H750 + Back: W2000 × D500 × H1000) *The color of the side of display tables is same as the walls. *Splittable by front and back / into W1000 when requested beforehand.

*If no information is registered for the rental display system before the deadline, default colors will be used for the company name board (including letters), wall panels and carpet.

(unit: mm)

<OPTIONAL> Additional Charge

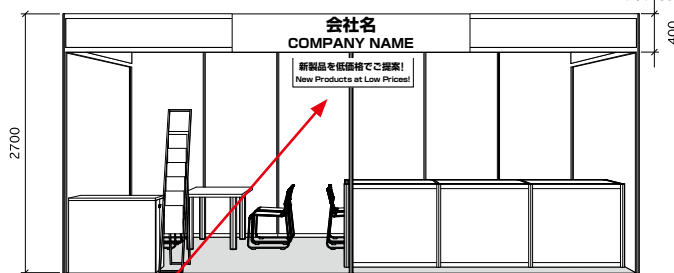
Eye-catching Signboard	Signboard (two-line): W1800 × H450 JPY 7,000*/signboard Signboard (one-line): W1800 × H300 JPY 5,000*/signboard Order via Exhibitors Website. The color choices are available on the online form.
------------------------	---

*10% consumption tax will be charged.

Type B

1 Regular booth (6m × 2.7m) / JPY 440,000*

*10% consumption tax will be charged.

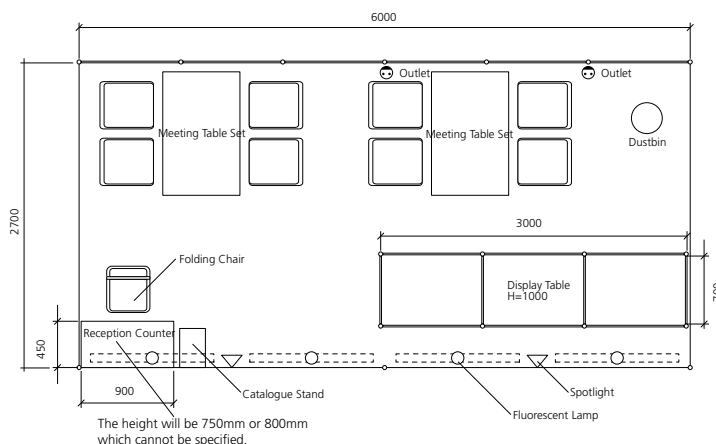


<Eye-catching Signboard (Additional Charge)>

Put up your original Eye-catching Signboard to attract visitors' attention.

新製品を低価格でご提案!
New Products at Low Prices!

<sample>



Type B / 1 Regular booth includes:

1	Back & Side Walls	H2700 Color: White
2	Company Name Board	W2400 × H400 Styrene Board Color: White / Blue / Black / Red / Navy *Default Color: White
3	Company Name Letters	Font: Gothic script Black when Company Name Board is White White when Company Name Board is Blue / Black / Red / Navy *Default Color: Black The number of letters is unlimited (The size depends on the number of letters you register). *If your company name is not registered for the rental display system before the deadline, the company name your registered on the Exhibitors Website (Exhibitor Info) will be applied automatically.
4	Needle Punch Carpet	Color: Gray / Red / Blue / Ivory / Charcoal *Default Color: Gray
5	Electricity/Lights	Spotlight (LED15W) × 2, Fluorescent Lamp (40W) × 4, Outlet (100V up to 780W) × 2, Mainline power (100V up to 2kW) is included.
6	Furniture	Meeting Table Set × 2 (Table × 2, Chair × 8), Reception Counter × 1, Folding Chair × 1, Catalogue Stand (12 shelves) × 1, Dustbin × 1
7	Display Table (with storage)	(W3000 × D700 × H1000 or H750) × 1 *Splittable by W1000 when requested beforehand.

*If no information is registered for the rental display system before the deadline, default colors will be used for the company name board (including letters), wall panels and carpet.

(unit: mm)

<OPTIONAL> Additional Charge

Eye-catching Signboard	Signboard (two-line): W1800 × H450 JPY 7,000*/signboard Signboard (one-line): W1800 × H300 JPY 5,000*/signboard Order via Exhibitors Website. The color choices are available on the online form.
------------------------	---

*10% consumption tax will be charged.

Design Type

1 Regular booth (6m × 2.7m) / JPY 580,000*

*10% consumption tax will be charged.


Contact



SHOEI BIJUTSU Co., Ltd.

Contact: Design Type Order Section

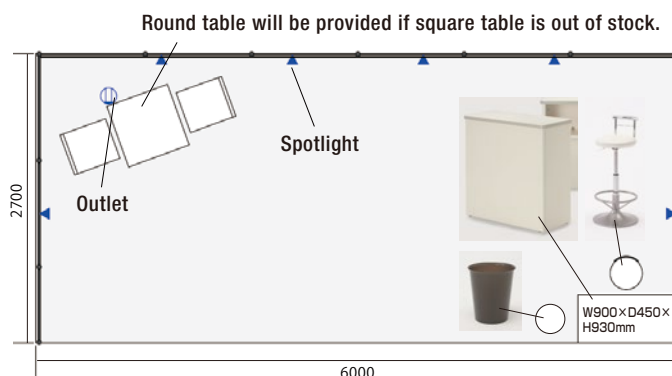
*The booth image may differ from the actual booth.



Custom Plan

Choose from: A: Business Meeting Plan / B: Product Display Plan / C: Lead Acquisition Plan

*Plan A is used in the image above.

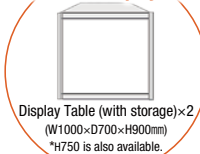


+
Choose from A, B or C
that best suits your
exhibition purpose!

A. Business Meeting Plan



B. Product Display Plan



C. Lead Acquisition Plan



Design Type / 1 Regular booth includes:

1	Side Panels	H2700 Color: White
2	Design Panel *Material: Fabric	Back Panel with Graphic Design (W5900mm x H2626mm) Data of graphic Design need to be prepared by the exhibitor. You cannot set any shelves on the designed back panel. *Shelves can be set on side walls (at additional cost).
3	Needle Punch Carpet	Color: Gray / Blue / Red / Ivory / Charcoal
4	Electricity/Lights	Spotlight with arm (LED15W) × 6, Outlet (100V up to 780W) × 1 Mainline power (100V up to 2kW) is included.
5	Furniture	Meeting Table Set × 1 (Table × 1, Chair × 2), Reception Counter × 1, Counter Chair × 1, Dustbin × 1 Choose 1 from the following 3 types: A. Business Meeting Plan: Table (W600×D600×H650)×1, Chair×2 *Round table will be provided if square table is out of stock. B. Product Display Plan: Display Table (with storage) (W1000×D700×H900)×2 *H750 is also available. C. Lead Acquisition Plan: High Counter (W1800×D500×H1000)×1


(unit: mm)

For exhibitors in the International Pavilion area only.

Type A

Mini booth (3m × 2.7m) / JPY 290,000*

*10% consumption tax will be charged.



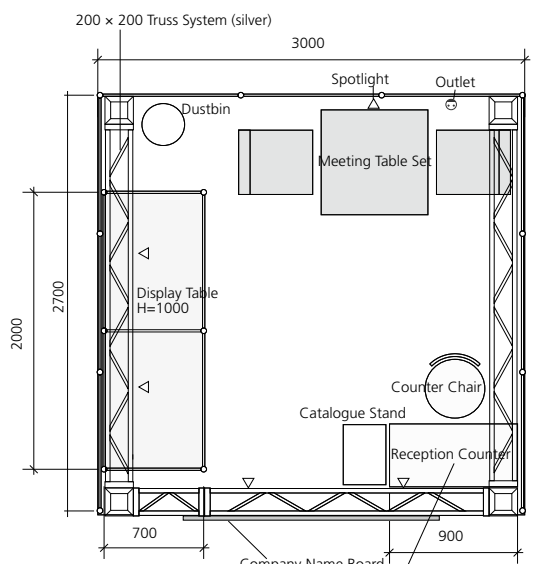
*You can change the layout as you like.
*The booth image may differ from the actual booth.

<Eye-catching Signboard (Additional Charge)>

Put up your original Eye-catching Signboard to attract visitors' attention.

新製品を低価格でご提案!
New Products at Low Prices!

<sample>



The height will be 750mm or 800mm which cannot be specified.

Type A / Mini booth includes:

1	Back & Side Walls	H2700 Color: White / Gray / Blue / Navy / Black / Green / Red *Default Color: White
2	Company Name Board	W1800 × H400 (both ends acute-angled) Color: White / Gray / Blue / Navy / Black / Red / Green / Vivid Green / Yellow / Pink *Default Color: White
3	Company Name Letters	Font: Gothic script Color: White / Black / Blue / Navy / Green / Red / Yellow *Default Color: Black The number of letters is unlimited (The size depends on the number of letters you register). *If your company name is not registered for the rental display system before the deadline, the company name you registered on the Exhibitors Website (Exhibitor Info) will be applied automatically. Please contact the official contractor before deadline of Rental Display System if you wish to use logo on the company name board.
4	Needle Punch Carpet	Color: Blue / Navy / Cream / Green / Gray / Red / Orange / Brown *Default Color: Gray
5	Electricity/Lights	Spotlight (LED15W) × 5, Outlet (100V up to 500W) × 1 Mainline power (100V up to 1kW) is included.
6	Furniture	Meeting Table Set × 1 (Table × 1, Chair × 2), Reception Counter × 1, Counter Chair × 1, Catalogue Stand (12 shelves) × 1, Dustbin × 1
7	Display Table (with storage)	(W2000 × D700 × H1000 or H750) × 1 *Splittable by W1000 when requested beforehand. *The color is same as the walls (except for the top panel).

*If no information is registered for the rental display system before the deadline, default colors will be used for the company name board (including letters), wall panels and carpet.

(unit: mm)

<OPTIONAL> Additional Charge

Eye-catching Signboard	Signboard (two-line): W1800 × H450 JPY 7,000*/signboard Signboard (one-line): W1800 × H300 JPY 5,000*/signboard Order via Exhibitors Website. The color choices are available on the online form.
------------------------	---

*10% consumption tax will be charged.

For exhibitors in the International Pavilion area only.

Type B

Mini booth (3m × 2.7m) / JPY 220,000*

*10% consumption tax will be charged.



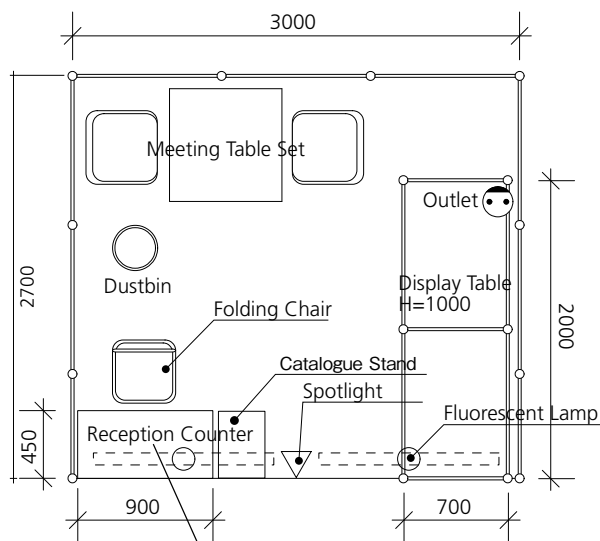
*You can change the layout as you like.
*The booth image may differ from the actual booth.

<Eye-catching Signboard (Additional Charge)>

Put up your original Eye-catching Signboard to attract visitors' attention.

新製品を低価格でご提案!
New Products at Low Prices!

<sample>



The height will be 750mm or 800mm which cannot be specified.

Type B / Mini booth includes:

1	Back & Side Walls	H2700 Color: White
2	Company Name Board	W2400 × H400 Styrene Board Color: White / Blue / Black / Red / Navy *Default Color: White
3	Company Name Letters	Font: Gothic script Black when Company Name Board is White White when Company Name Board is Blue / Black / Red / Navy *Default Color: Black The number of letters is unlimited (The size depends on the number of letters you register). *If your company name is not registered for the rental display system before the deadline, the company name your registered on the Exhibitors Website (Exhibitor Info) will be applied automatically.
4	Needle Punch Carpet	Color: Gray / Red / Blue / Ivory / Charcoal *Default Color: Gray
5	Electricity/Lights	Spotlight (LED15W) × 1, Fluorescent Lamp (40W) × 2, Outlet (100V up to 780W) × 1, Mainline power (100V up to 1kW) is included.
6	Furniture	Meeting Table Set × 1 (Table × 1, Chair × 2), Reception Counter × 1, Folding Chair × 1, Catalogue Stand (12 shelves) × 1, Dustbin × 1
7	Display Table (with storage)	(W2000 × D700 × H1000 or H750) × 1 *Splittable by W1000 when requested beforehand.

(unit: mm)

*If no information is registered for the rental display system before the deadline, default colors will be used for the company name board (including letters), wall panels and carpet.

<OPTIONAL> Additional Charge

Eye-catching Signboard	Signboard (two-line): W1800 × H450 JPY 7,000*/signboard Signboard (one-line): W1800 × H300 JPY 5,000*/signboard Order via Exhibitors Website. The color choices are available on the online form.
------------------------	---

*10% consumption tax will be charged.

For exhibitors in the International Pavilion area only.

Design Type

Mini booth (3m × 2.7m) / JPY 290,000*

*10% consumption tax will be charged.

Contact



SHOEI BIJUTSU Co., Ltd.

Contact: Design Type Order Section

*The booth image may differ from the actual booth.



Custom Plan

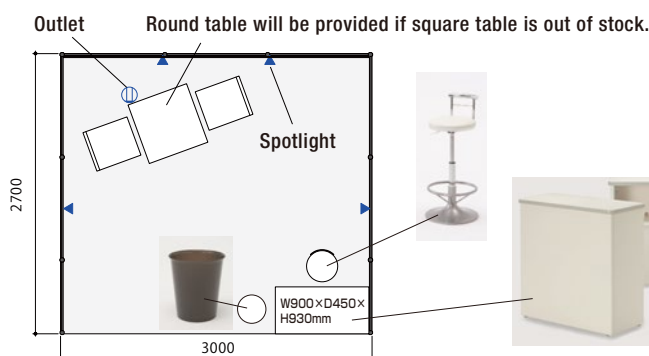
Choose from:

A: Business Meeting Plan

B: Product Display Plan

C: Lead Acquisition Plan

*Plan A is used in the image on the right.

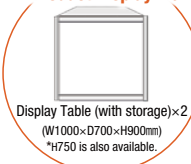


+
Choose from A, B or C
that best suits your
exhibition purpose!

A. Business Meeting Plan



B. Product Display Plan



C. Lead Acquisition Plan



Design Type / Mini booth includes:

1	Side Panels	H2700 Color: White
2	Design Panel *Material: Fabric	Back Panel with Graphic Design (W2930mm x H2626mm) Data of graphic Design need to be prepared by the exhibitor. You cannot set any shelves on the designed back panel. *Shelves can be set on side walls (at additional cost).
3	Needle Punch Carpet	Color: Gray / Blue / Red / Ivory / Charcoal
4	Electricity/Lights	Spotlight with arm (LED15W) × 4, Outlet (100V up to 780W) × 1 Mainline power (100V up to 1kW) is included.
5	Furniture	Meeting Table Set × 1 (Table × 1, Chair × 2), Reception Counter × 1, Counter Chair × 1, Dustbin × 1 Choose 1 from the following 3 types: A. Business Meeting Plan: Table (W600×D600×H650)×1, Chair×2 *Round table will be provided if square table is out of stock. B. Product Display Plan: Display Table (with storage) (W1000×D700×H900)×2 *H750 is also available. C. Lead Acquisition Plan: High Counter (W1800×D500×H1000)×1

(unit: mm)