

EXHIBITOR MANUAL

– Application Forms –

■ **SMART ENERGY WEEK [Osaka]**

■ **Sustainability Management Week [Osaka]**
(Formerly "GREENTRANSFORMATION WEEK [Osaka]")

Built by



In the business of
building businesses

Dates: November 19 (Wed) - 21 (Fri), 2025

Venue: INTEX OSAKA, Japan

Organised by: RX Japan Ltd.

LIST OF OFFICIAL CONTRACTORS

*These companies are optional. Other companies are also available at your convenience.

<Applications for Booth Construction / Preparation>

Application for Rental Display System

Application



Access to Exhibitors Website

*If you encounter any issues with logging in, please contact Show Management.


DEADLINE :

Oct. 10 (Fri)


Additional Furniture for Rental Display System / Consultation about Booth Decoration

Type A Type B	Sakura International Inc. Access https://miceform.jp/sakura_rop/ 3F/4F, ENDO Sakaisuji Bldg., 1-7-3 Bingomachi, Chuo-ku, Osaka 541-0051, Japan Contact: Ms. Tsujio TEL: +81-50-5804-1338 E-mail: k-sew2025@sakurain.co.jp Reception time : 10:00 - 12:00, 13:00 - 17:00 JST. (Mon - Fri)		DEADLINE : Oct. 10 (Fri)
	SHOEI BIJUTSU Co., Ltd. 25F Saint Luke's Tower, 8-1 Akashicho, Chuo-ku, Tokyo 104-0044, Japan Contact: Design Type Order Section E-mail: designtype2511@shoei-bijutsu.co.jp		DEADLINE : Oct. 17 (Fri) If you wish to request Graphic Data Design, please contact SHOEI BIJUTSU Co., Ltd. by E-mail before Oct. 10 (Fri)


Electricity

IIDA Electrical Works Co., Ltd. 1-9-9 Awaza, Nishi-ku, Osaka-city, Osaka 550-0011, Japan Contact: Mr. Morita / Mr. Tada TEL: +81-6-6543-2880 E-mail: sewk25@iidae.co.jp		DEADLINE : Oct. 10 (Fri)
--	--	---


Rental Furniture

AZ Scene Corp. 10-8, Yochomachi, Shinjuku-ku, Tokyo 162-0055, Japan Contact: Ms. Shoko Tamada E-mail: info-overseas@azscene.co.jp Please contact us by E-mail.		DEADLINE : Nov. 7 (Fri)
---	--	--

Communication Network Service

Kissei Comtec Co., Ltd. Access https://entry.mice-net.jp/ex/627/reg?lan=en Hareza Tower 13F, 14F, 1-18-1 Higashi-Ikebukuro, Toshima-ku, Tokyo, 170-0013, Japan Contact: Mr. Kishi / Ms. Hasegawa TEL: +81-3-6709-2440 E-mail: intl-rxjwest-it@network.kcrent.jp		DEADLINE : Oct. 17 (Fri)
--	--	---

Visitor Badge Scanner (iPhone Rental Service)

Kissei Comtec Co., Ltd. Hareza Tower 13F, 14F, 1-18-1 Higashi-Ikebukuro, Toshima-ku, Tokyo, 170-0013, Japan Contact: Mr. Kishi / Ms. Hasegawa TEL: +81-3-6709-2440 E-mail: intl-rxj@network.kcrent.jp		DEADLINE : Oct. 24 (Fri)
--	--	---

PC Rental

Kissei Comtec Co., Ltd.

Hareza Tower 13F, 14F, 1-18-1 Higashi-Ikebukuro, Toshima-ku, Tokyo, 170-0013, Japan
Contact: Mr. Kishi / Ms. Hasegawa
TEL: +81-3-6709-2440
E-mail: intl-rxjwest-it@network.kcrent.jp



DEADLINE :
Oct. 24 (Fri)

AV Equipment Rental

Edith Grove Co., Ltd.

5F Marusada Ariake Bldg., 2-14-4 Shinonome, Koto-ku, Tokyo 135-0062, Japan
Contact: Mr. Yoshida
TEL: +81-3-5500-5362
E-mail: avrental@edithgrove.co.jp
URL: http://www.edithgrove.co.jp/index_english.html



DEADLINE :
Oct. 24 (Fri)

Notice for Floor Construction

*** Under the rule of INTEX Osaka with the concrete floor of Zone B at Hall 5 and Zone C&D at Hall 6, installing the anchors are not allowed.**



Water Supply

Okamoto Works Co., Ltd.

1-10-9 Yunagi, Minatoku, Osaka-city, Osaka 552-0004, Japan
Contact: Mr. Ikeshima
TEL: +81-6-6575-2300
E-mail: rxj@okamoto-works.co.jp



DEADLINE :
Oct. 31 (Fri)

Compressed Air Supply

Okamoto Works Co., Ltd.

1-10-9 Yunagi, Minatoku, Osaka-city, Osaka 552-0004, Japan
Contact: Mr. Ikeshima
TEL: +81-6-6575-2300
E-mail: rxj@okamoto-works.co.jp



DEADLINE :
Oct. 31 (Fri)

Booth Cleaning Service

Duskin Co., Ltd.

1-16-23 Uemachi, Chuo-ku, Osaka-city, Osaka 540-0005, Japan
Contact: Ms. Hayashi / Mr. Hirata
TEL: +81-6-6765-5202
E-mail: 8000292TM@mail.duskin.co.jp



DEADLINE :
Oct. 31 (Fri)

Handling Fire and Dangerous Materials for Exhibits and Demonstration

Sakura International Inc.

3F/4F, ENDO Sakaisuji Bldg., 1-7-3 Bingomachi, Chuo-ku, Osaka 541-0051, Japan
Contact: Ms. Tsujio
TEL: +81-50-5804-1338
E-mail: k-sew2025@sakurain.co.jp
Reception time : 10:00 - 12:00, 13:00 - 17:00 JST. (Mon - Fri)



DEADLINE :
Oct. 10 (Fri)

Carrying-in / Demonstration of Hydrogen

Sakura International Inc.

3F/4F, ENDO Sakaisuji Bldg., 1-7-3 Bingomachi, Chuo-ku, Osaka 541-0051, Japan

Contact: Ms. Tsujio

TEL: +81-50-5804-1338

E-mail: k-sew2025@sakurain.co.jp

Reception time : 10:00 - 12:00, 13:00 - 17:00 JST. (Mon - Fri)



DEADLINE :
Oct. 3 (Fri)

Ceiling Construction

Sakura International Inc.

3F/4F, ENDO Sakaisuji Bldg., 1-7-3 Bingomachi, Chuo-ku, Osaka 541-0051, Japan

Contact: Ms. Tsujio

TEL: +81-50-5804-1338

E-mail: k-sew2025@sakurain.co.jp

Reception time : 10:00 - 12:00, 13:00 - 17:00 JST. (Mon - Fri)



DEADLINE :
Oct. 10 (Fri)

<Applications of Optional Services >

Shipping & Freight / Temporary Storage Service

Kintetsu World Express Sales, Inc.

24F New Pier Takeshiba North Tower, 1-11-1 Kaigan, Minato-ku, Tokyo
105-0022, Japan
Contact: Ms. Naya
TEL: +81-80-6618-7352
E-mail: event-ksi@kwe.com



DEADLINE :
Oct. 31 (Fri)

Lunch Box and Drink Delivery Service

Hokka Hokka Tei Group

3-10 Tsurunochi, Kita-ku, Osaka 530-0014, Japan
Contact: Mr. Kaneko
E-mail: hokka@hhts.co.jp



DEADLINE :
Nov. 11 (Tue)
12:00 PM

Interpreter / Translation Service

Yakubo Co., Ltd.

Yakubo House, 3-13-18 Yanaka, Taito-ku, Tokyo 110-0001, Japan
Contact: Ms. Takashima / Ms. Kodama
TEL: +81-3-5832-9384
E-mail: exhibition@yakubo-grp.com



DEADLINE :
Oct. 24 (Fri)

[Type A and B] Additional Furniture for Booth Decoration

Contact

Sakura International Inc.

Contact: Ms. Tsujio

TEL: +81-50-5804-1338

E-mail: k-sew2025@sakurain.co.jp

Reception time : 10:00 - 12:00, 13:00 - 17:00 JST. (Mon - Fri)

DEADLINE

Oct. 10 (Fri)

If you would like to order the additional furniture for booth decoration, please order from the following URL.

Application Form URL

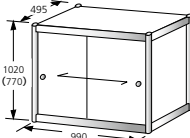
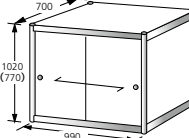
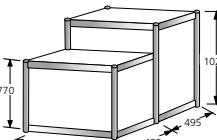
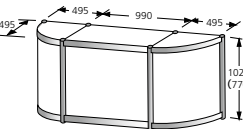
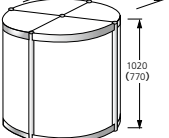

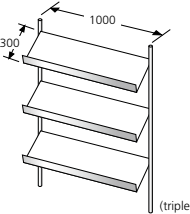
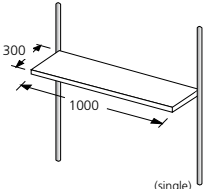
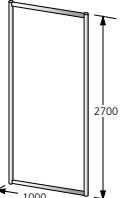
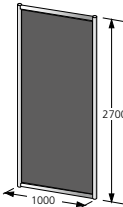
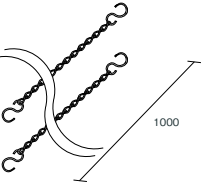
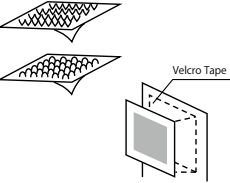
https://miceform.jp/sakura_rop/

※ **This is not an order form. Please order the additional furniture via the above URL.**

Please go to the above URL for more details, pictures and color samples for the additional rental furniture items for booth decoration.

If you need items apart from the listed, please contact Sakura International Inc. by e-mail for further information.

(unit: mm)

<div>1</div> <div>Display Table (with storage)</div> <div><div><div>H 1020</div><div>H 770</div></div></div>	<div>2</div> <div>Display Table (with storage)</div> <div><div><div>H 1020</div><div>H 770</div></div></div>	<div>3</div> <div>Display Table</div> <div></div>	<div>4</div> <div>Display Table</div> <div><div><div>H 1020</div><div>H 770</div></div></div>	<div>5</div> <div>Round Display Table</div> <div><div><div>H 1020</div><div>H 750</div></div></div>
<div>6</div> <div>Mesh Panel</div> <div><div>*For the color and size of Mesh Panel, please contact official contractor directly.</div></div>	<div>7</div> <div>Tilting Shelves</div> <div><div>*For the weight limit of the shelves, please contact the contractor.</div></div>	<div>8</div> <div>Shelf</div> <div><div>*For the weight limit of the shelves, please contact the contractor.</div></div>	<div>9</div> <div>Wall Panel</div> <div></div>	<div>10</div> <div>Coloring Sheet</div> <div><div><div>Color</div><div>Red</div><div>Blue</div><div>Green</div><div>Yellow</div><div>Gray</div><div>Orange</div><div>Black</div></div><div>*in addition to wall panel</div></div>
<div>11</div> <div>Chain & S-hook (2 pieces)</div> <div></div>	<div>12</div> <div>Velcro (4 pieces)</div> <div></div>			

Method of Payment

Invoice will be issued by the official contractor after the application. Please transfer to the designated account within one week from the issue date stated on the invoice.
All bank charges must be paid by the exhibitor.
The exhibitor will be charged for the bank commission fee. Please choose "OUR(Applicant)" relating to the transfer charge when making an international wire transfer.

[Design Type]

Additional Furniture for Rental Display System / Graphic Data Design

Contact

SHOEI BIJUTSU Co., Ltd.
Contact: Design Type Order Section
E-mail: designtype2511@shoei-bijutsu.co.jp

DEADLINE

Oct. 17 (Fri)

If you wish to request Graphic Data Design,
please contact SHOEI BIJUTSU Co., Ltd.
by E-mail before

Oct. 10 (Fri)

If you would like to order the additional furniture for booth decoration, please order from the following URL.

*For exhibitors who registered Design Type in Exhibitors Website only. (Please submit by the deadline of "Application for Rental Display System" stated on page 2.)

URL for Application for Additional Furniture for Rental Display System or Submission of Graphic Data

<https://www.event-site.co.jp/designtype2511>

*Refer to the e-mail sent from SHOEI BIJUTSU Co., Ltd. for Login ID and password.

*This is not an order form. Please order the additional furniture via the above URL.

Graphic Data Design

*For Reference only. Varies depends on design data.

Complete Data	Data Design 1	Data Design 2	Data Design 3
No additional cost	From JPY 55,000 / pc	From JPY 110,000 / pc	From JPY 165,000 / pc
Complete data is ready. or Prepare yourself before deadline	Data can be used for reference which provided in AI format eg. flyer, poster	No reference data in AI format, but usable materials, graphics or introductory description is available.	Design from zero base with no materials or design provided.

* 10 % consumption tax is included.

Samples of Graphic Data

Mini booth



1 Regular booth



● Electricity

- **In case of using the Rental Display System, it is not required to submit this form.**
- The Rental Display System includes basic electrical service. In case you need extra lighting, it is required to fill in **"Electrical Service"** to apply.
- If you require extra lighting, note that the additional primary wiring and branch circuit construction is required, regardless of the current wiring circuit construction and electrical consumption.
- Submissions after the deadline will incur an additional charge of JPY 33,000 (tax included) as a drawing redesign fee. This fee also applies if the electric capacity or main switchbox location is not filled out.
- On-site requests for changes to electric capacity or major changes to the main switchbox location will incur an additional charge of JPY 33,000 (tax included).

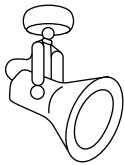

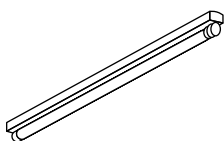
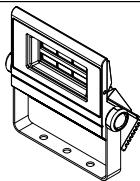

Please contact the official electrical contractor by 3 weeks before the last day of the show, if you need to use electricity in your booth before the supply hours for machine adjustment or trial runs.

The fee is JPY 66,000 (tax included) per company.

Please note that applications submitted after the deadline will not be accepted.

< SUPPLY HOURS >	The 2nd day of move-in	noon – 6:00pm
	The 1st day of the show	8:40am – the end of the show
	The 2nd day of the show	8:40am – the end of the show
	The last day of the show	8:40am – the end of the show

Rental Lighting Equipment Catalogue

1	LED Spotlight 15W (light bulb color / daylight color)	2	LED Spotlight with arm 15W (light bulb color / daylight color)
	JPY4,950		JPY5,500
			
3	Fluorescent LED Lamp 21W (white lamp)	4	LED 45W (daylight color)
	JPY4,400		JPY 19,800
			
5	Outlet 100V up to 1.5kW		
	JPY 3,300		
			

*10% consumption tax included.

*If no color is specified for the spotlight, light bulb color will be set as default.

*Order these equipment by submitting the form **"Electrical Service"**.

Method of Payment

Official contractor will visit your booth to collect payment during the show period either in Japanese yen (cash) or the following credit cards (AMEX, VISA or Master).

*We will not take any cancellations after the construction is completed and will charge you the actual cost of the work.

*All paid fees are non-refundable and non-transferable.

*If additional work is required on site, please make the payment during the exhibition period.

MUST SUBMIT

Electrical Service

Send this Form to:**IIDA Electrical Works Co., Ltd.**Contact: Mr. Morita / Mr. Tada
TEL: +81-6-6543-2880

E-mail: sewk25@iidae.co.jp

DEADLINE**Oct. 10 (Fri)****Show Title:****Booth #:**

—

Company Name:**Contact (Mr./Ms.):****TEL:****E-mail:**Please tick ☐☐ Rental Display System : Fill in 3) and 4)☐ Custom-made Booth (Space Only) : Fill in 1) to 4)**1) Your Electrical Contractor:**

Company Name:

TEL:

E-mail:

2) Send invoice to:

Name:

TEL:

Company:

E-mail:

3) Primary Wiring Service for:

*The electricity charge is JPY 13,200 per 1.0 kW.

-Space Only Exhibitors


-Rental Display System Exhibitors who request a different power supply

100V single phase 60Hz		kW	JPY
200V single phase 60Hz		kW	JPY
200V three phase 60Hz		kW	JPY

4) Position

- Please specify the position of the main switch or submit a booth layout which indicates the position of the main switch.

Symbol of Main Switch

☐ 100V☐ 200V single phase☐ 200V three phase

Front of Booth
Connections at 100V (Secondary Wiring)

*10% consumption tax included

Lighting Equipment	Amount*	Watts
1. LED Spotlight 15W (light bulb color / daylight color)	JPY 4,950 × pcs.= JPY	pcs.= W
2. LED Spotlight with arm 15W (light bulb color / daylight color)	JPY 5,500 × pcs.= JPY	pcs.= W
3. Fluorescent LED Lamp 21W (white lamp)	JPY 4,400 × pcs.= JPY	pcs.= W
4. LED 45W (daylight color)	JPY 19,800 × pcs.= JPY	pcs.= W
5. Outlet 100V up to 1.5kW	JPY 3,300 × pcs.= JPY	(W) × pcs.= W

Branch Circuit construction fee will be charged over 1.51kW.

Please contact the contractor when you need outlets for 200V.

Submissions after the deadline will incur an additional charge of JPY 33,000 (tax included) as a drawing redesign fee. This fee also applies if the electric capacity or main switchbox location is not filled out.

On-site requests for changes to electric capacity or major changes to the main switchbox location will incur an additional charge of JPY 33,000 (tax included).

Please contact the official electrical contractor by 3 weeks before the last day of the show, if you need to use electricity in your booth before the supply hours for machine adjustment or trial runs.

The fee is JPY 66,000 (tax included) per company.

Please note that applications submitted after the deadline will not be accepted.

Method of Payment

Official contractor will visit your booth to collect payment during the show period either in Japanese yen (cash) or the following credit cards (AMEX, VISA or Master).

*We will not take any cancellations after the construction is completed and will charge you the actual cost of the work.

*All paid fees are non-refundable and non-transferable.

*If additional work is required on site, please make the payment during the exhibition period.

Rental Furniture

Send this
Form to:

AZ Scene Corp.
Contact: Ms. Shoko Tamada
E-mail: info-overseas@azscene.co.jp
Please contact us by E-mail.

DEADLINE
Nov. 7 (Fri)

Show Title:	Booth #:
Company Name:	
Contact (Mr./Ms.):	TEL:
E-mail:	

- Please access the following web page to see the catalogue for rental furniture.
https://lp.rxjapan.jp/b_azscene_10_2 For ordering furniture, please submit this form.

NO	Item	Unit Price in JPY	Quantity	Total (JPY)
1	Meeting Table & Chair (white)	JPY 20,350		
2	Meeting Table & Chair (black)	JPY 20,350		
3	Meeting Table & Chair (white)	JPY 13,750		
4	Meeting Table & Chair (black)	JPY 13,750		
5	Meeting Table & Chair (round)	JPY 19,800		
6	High Counter Set	JPY 18,700		
7	Dining Table (W1200:white)	JPY 7,150		
8	Dining Table (W750:white)	JPY 7,150		
9	Dining Table (W1200:black)	JPY 7,150		
10	Dining Table (W750:black)	JPY 7,150		
11	Folding Table (W1800)	JPY 3,850		
12	Folding Table (W1500)	JPY 3,850		
13	Folding Table (W1200)	JPY 3,850		
14	Folding Table (W1800)	JPY 4,400		
15	Angular Table	JPY 2,200		
16	Round Table (Ø750)	JPY 4,400		
17	Round Table (Ø600)	JPY 4,400		
18	Stacking Chair	JPY 3,300		
19	Folding Chair	JPY 660		
20	Stand Chair (SH450)	JPY 3,850		
21	Stand Chair (SH600)	JPY 3,850		
22	Chair for computer use	JPY 4,400		
23	Cafe Chair (plywood)	JPY 6,050		
24	Cafe Chair (red)	JPY 6,050		
25	Unit Counter (W1200)	JPY 13,200		
26	Unit Counter (W1500)	JPY 14,300		
27	Unit Counter (W1800)	JPY 20,900		
28	Reception Counter (H750)	JPY 6,600		

NO	Item	Unit Price in JPY	Quantity	Total (JPY)
29	Reception Counter (H930)	JPY 7,700		
30	Stand Counter	JPY 11,000		
31	Gondola (H1650)	JPY 16,500		
32	Gondola (H1350)	JPY 16,500		
33	Partitions	JPY 12,650		
34	Mesh Panel	JPY 9,900		
35	Catalog stand	JPY 1,650		
36	Catalog stand	JPY 6,050		
37	Panel Stand	JPY 2,750		
38	Universal Stand	JPY 6,050		
39	Water Server	JPY 11,000		
40	Mineral Water (3 gallons)	JPY 2,750		
41	Refrigerator (100L)	JPY 16,500		
42	Refrigerator (70L)	JPY 14,300		
43	Coffee Manufacture	JPY 14,300		
44	Coffee Set (For 100 cups)	JPY 8,800		
45	Single Hanger	JPY 3,300		
46	Visiting Card Box	JPY 1,650		
47	Multipurpose Box (W600)	JPY 8,250		
48	Multipurpose Box (W900)	JPY 13,200		
49	Dust Box	JPY 715		
50	White Cloth	JPY 1,760		
51	Fire Extinguisher	JPY 4,400		
52	Indoor Plant	JPY 4,950		

(unit: mm)

*10% consumption tax included

Grand Total	JPY
--------------------	-----

NOTE:

- **AZ Scene Corp.** will contact you for confirmation within a week after your application.
If not, please contact them directly, since your application may not be delivered properly.
- Product may differ slightly from the photo in the catalogue depending on the stock status.
- The prices in the above list cover the fee to lease, bring in and place the furniture in your booth.
- Furniture not listed above is also available. Contact **AZ Scene Corp.** directly.
- On-site orders can be accepted during the move-in and show period. In those cases, it is required to pay on site.
- The total amount must be paid on site in cash (Japanese yen) or credit cards (VISA, Master, AMEX, or JCB).

Method of
Payment

Please tick the appropriate box.

- ☐ By bank transfer—Exhibitor will be charged for the bank commission fee of JPY 4,000 additionally.
- ☐ On-site payment—Credit card (JCB, AMEX, Diners Club, UC, VISA or MasterCard) or cash (only Japanese yen).
- ☐ Invoice needs to be issued by the official contractor.

Communication Network Service

Contact

Kissei Comtec Co., Ltd.

Contact: Mr. Kishi / Ms. Hasegawa
TEL: +81-3-6709-2440
E-mail: intl-rxjwest-it@network.kcrent.jp

DEADLINE

Oct. 17 (Fri)

1. Order Method

- *You can order high speed internet services during show period.
Please read this page and place order to Kissei Comtec from the following 2D Code.
- *There is no free wi-fi in the venue.

Kissei Comtec is the official contractor of internet service for the exhibition.
If you have any questions regarding communication line services, please feel free to contact Kissei Comtec.

Please complete your order form by the deadline.

- *Create separate account ID for each exhibition booth.
- *Account ID is automatically assigned by the system.
- *You will receive a confirmation email after registration.
- *You can create multiple IDs with the same email address / password.
- *Kissei Comtec will issue an invoice after confirming your application. Installing process will be executed after payment is confirmed.

Kissei Comtec will start your installation work after confirming full amount of the payment.
Please complete your payment by the deadline.

2. Service Available Period

Your service is available from 2:00pm on the 2nd day of move-in until the end of the show.

*On-site installation work day : on the 2nd day of move-in



**Application Form
URL**

<https://entry.mice-net.jp/ex/627/reg?lan=en>

3. Service Option

*10% consumption tax is not included all prices below.

Shared Internet Connection (Private IP Address) JPY 100,000

Option A: Access point additional cost / unit JPY 60,000

- *The service includes linked CAT5e cables terminated with RJ45 connectors and a set of 8-port switches.
- *If you require additional cable extensions within your booth, please contact Kissei Comtec.
- 1.This is a shared internet connection service using a 1Gbps line. Each connection is limited to a maximum speed of 100Mbps.
 - *Kissei Comtec does not guarantee or support the actual circuit speed of the service.
- 2.The price includes cable wiring to the booth, a router, an 8-port switch (with 7 available LAN ports), and provider fees.
Wiring, device connections, and settings beyond the switch are not included.
- 3.The IP address of each connected device will be automatically assigned by the broadband router via DHCP.
- 4.If more than 7 devices need to be connected, an additional hub is required.
- 5.Please prepare one power outlet (100V) at the desired installation location.
- 6.Option A is an add-on service that provides one wireless LAN access point. The access point will be installed at the same location as the internet line.
This option is only available in conjunction with the shared internet connection service and cannot be ordered separately.
We recommend connecting up to 30 devices per access point.
Due to heavy radio wave traffic at the venue, wireless connectivity may be unstable. We cannot guarantee the performance of the wireless LAN access point.
This service supports IEEE802.11a/ac (5GHz band) only. Devices that support only IEEE802.11b/g (2.4GHz band) are not compatible.
LAN cable wiring is not included in this option. Please contact us if you require it.
Please prepare one power outlet (100V) at the desired location for the access point.

4. Payment (Paypal or Bank wire transfer)

Please apply from web-page or 2D Code. Kissei Comtec will issue an invoice after confirming your order. Please complete your full amount of payment by the due date stated on the invoice.

*Kissei Comtec accepts Bank wire transfer (T/T) and PayPal. Please clarify your payment method.

5. Note

*Kissei Comtec is not responsible for any malfunction or security trouble of your computer. Please establish your security arrangement by your own responsibilities.

*If there is any cancellation after order, operation cost and commission occurred during refund will be borne by the exhibitor.

*Additional handling fee may be charged if you apply after the deadline.

Visitor Badge Scanner (iPhone Rental Service)

Booth #: —

Show Title:

Hall:

Company Name:

[Exhibitor Name]

Contact:

TEL:

() —

Required

E-mail :

Send this
Form to:

Kissei Comtec Co., Ltd.

Contact: Mr. Kishi / Ms. Hasegawa

TEL: +81-3-6709-2440

E-mail: intl-rxj@network.kcrent.jp

DEADLINE
Oct. 24 (Fri)

■ Application

Item	Unit Price	Quantity	Grand Total
Apple iPhone (SIM FREE) * iPhone Model cannot be specified.	JPY 31,900 (10% consumption tax included)		¥

*The above price includes the following services.

- KC Rental SIM2 LTE <nano> 5GB/month
- Administration fee of KC Rental SIM2 LTE (for the starting month only)

*Application fee of RX Lead Manager (Former Emperia) (*for two or more devices) will be charged from RX Japan, Ltd.

*Extra orders are not acceptable on site. Please apply before the exhibition starts.

■ Pick-up & Return

Location of reception counter: in front of Show Management Office (*further notice will be announced if changes)

• Reception Hours

Pick up: 2nd day of move-in: 10:00am - 6:00pm
1st day of the Exhibition: 9:00am - 10:00am

Return: After the show hours ends: 5:00pm - 7:00pm

■ Notes

*Model of iPhone varies depends on the stock availability (iPhone X, iPhone 12, iPhone SE, etc.)

*APP "RX Lead Manager" is installed before delivery. Login before using the app.

*Other setting besides installation of "RX Lead Manager" is not included.

*The DATA SIM is not available for receiving or making phone calls (including messages).

*The DATA SIM is 5GB. No extra data can be added if it exceeds the amount. Use the DATA for "RX Lead Manager" only.

*Compensation of the device will occur if the device is lost, stolen or unreturned.

*Kissei Comtec Co., Ltd. is not responsible for any lost or leakage of data (personal information) if the device is stolen or lost. Implement security measures yourself to prevent any loss.

*Please contact Show Management regarding the usage of "RX Lead Manager".

■ Please pay the total amount by PayPal or bank transfer.

☐ Make a payment by PayPal

*If you have your PayPal account, please fill in your e-mail below. If not, please create your PayPal account and fill in your e-mail address.

E-mail: _____

*We will charge you via your PayPal account. You will receive the payment confirmation e-mail, read it carefully and make a payment before the due date.

☐ Make a payment by bank transfer

*Please transfer a whole amount of remittance charge including fees for wire transfer and receiving commissions.

Information filled will only be used for necessary contact from Kissei Comtec Co., Ltd.

Please visit the homepage for the newest version of rental agreement.

● PC Rental

Please refer to the following list for types of rental PC.

>>> Send application form to Kissei Comtec Co., Ltd.

Package Plan (PC rental with popular software installation and Windows Update)

No.	Presentation Plan	Price	OS	MS Office2021 is installed computers which includes Word, Excel and Power Point. (ACCESS is not included) If you require the following version of MS Office(2024), please contact us.
E1	DELL Latitude 3520 (English)	¥20,500	Windows11-Pro 64bit	
E2	DELL OptiPlex 3070SFF (English) ※1	¥22,500	Windows11-Pro 64bit	
No.	Security Plan	Price	OS	Antivirus software and the latest version of the Windows update software are installed for the security countermeasure.
E3	DELL Latitude 3520 (English)	¥18,500	Windows11-Pro 64bit	
E4	DELL OptiPlex 3070SFF (English) ※1	¥20,500	Windows11-Pro 64bit	
No.	All in One Plan	Price	OS	Microsoft Office 2021 Standard Edition, Antivirus software and the latest version of the Windows update software are installed. If you require the following version of MS Office(2024), please contact us.
E5	DELL Latitude 3520 (English)	¥25,500	Windows11-Pro 64bit	
E6	DELL OptiPlex 3070SFF (English) ※1	¥27,500	Windows11-Pro 64bit	

※1 Display is not included.

Laptop PC

No.	Items	Price	RAM	CPU	Graphic/VRAM/output-terminal	Drive	OS
E7	DELL Latitude 3520 (English)	¥13,500	16GB	Corei5-1135G7 2.4G	Intel Iris Xe Graphics HDMI	No DVD Drive	Win11-Pro 64bit
E8	Apple MacBook Pro MK1A3J/A M1 Max/32G/SSD1T/Liquid RetinaXDR	¥29,500	32GB	M1 MAX	Thunderbolt 4(USB-TypeC) × 3・HDMI	No DVD Drive	MAC OS 14

The theft of laptop PCs has been on increase at the exhibition.

We recommend you use security cables or keep PCs in a cabinet which can be locked every day after the exhibition.

Desktop PC

No.	Items	Price	RAM	CPU	Graphic/VRAM/output-terminal	Drive	OS
E9	DELL OptiPlex 3070SFF (English) ※2	¥14,000	8GB	Corei5-9500 3.0G	Intel HD VGA・HDMI・DisplayPort	DVDSuperMulti	Win11-Pro 64bit
E10	DELL OptiPlex 3050SFF (English) ※2	¥15,500	16GB	Corei7-7700 3.6G	Intel HD HDMI・VGA・DisplayPort	DVDSuperMulti	Win11-Pro 64bit
E11	(For Desktop PC) ※3 24" TFT widescreen LCD display iiyama ProLite E2483HS-B1 others	¥12,000	FHD 24"(1920×1080)、VGA・HDMI etc...				

※2 Display is not included. / ※3 it should be ordered with PC

iPad

No.	Items	Price	Reference
E12	Apple iPad 2021 Autumn MK2L3J/A Wi-Fi Silver (equivalent)	¥10,500	Wi-Fi model [IEEE802.11a/b/g/n/ac]
E13	Apple 12.9-inch iPad Pro MTEL2J/A Wi-Fi 64GB Space Gray	¥15,500	Wi-Fi model [IEEE802.11a/b/g/n/ac]

(10% consumption tax is not included)

Delivery fee is included to the prices. Fee of packing, setting-up, and tax are not included to the prices.

PC Monitor is only available with the set of PC. Orders of monitor(s) alone are not acceptable.

Depending of our warehouse stocks, the item would be changed as equivalent devices.

Please keep the accessories during the exhibition.

We also provide booth network wiring, configuration, installation, dismantling, etc.. Please contact Kissei Comtec Co.,Ltd. if you want.

After confirmation of your order, actual cost may be charged.

Please prepare 100 voltage outlet for charging or operating our rental devices.

Our internet device work 100V electricity only.

PC Rental

Send this
Form to:

Kissei Comtec Co., Ltd.
Contact: Mr. Kishi / Ms. Hasegawa
TEL: +81-3-6709-2440
E-mail: intl-rxjwest-it@network.kcrent.jp

DEADLINE
Oct. 24 (Fri)

Show Title:	Booth #:
Company Name:	
Contact (Mr./Ms.):	TEL:
E-mail:	

☒ We apply for PC Rental service.

Kissei Comtec Co., Ltd. will contact you for confirmation within 3 days after application. If not, please contact them directly, since your email may not have been delivered properly.

Date, Time and Place for Delivery and Return:

	Date / Time	Place
Delivery	Choose one only: <input type="checkbox"/> The second day of move-in 10am–noon <input type="checkbox"/> Other time and date* ()	Choose one only: <input type="checkbox"/> On-site <input type="checkbox"/> Other ()
	* Extra fee will be added if you choose "other time and date".	
	Date / Time	Place
Return	Choose one only: <input type="checkbox"/> The last day of the show until 8pm <input type="checkbox"/> Other time and date* ()	Choose one only: <input type="checkbox"/> On-site <input type="checkbox"/> Other ()
	* Extra fee will be added if you choose "other time and date".	

Item No.	Item	Quantity	Amount

* The list shows only a part of our stock. Please contact Kissei Comtec Co., Ltd. if you need other items.

* Please note that we might not be able to take your last-minute order.

Please pay the total amount by PayPal or bank transfer.

☐ **Make a payment by PayPal.**

*If you have your PayPal account, please fill in your e-mail below.

If not, please create your PayPal account and fill in your e-mail address.

E-mail: _____

*We will charge you via your PayPal account. You will receive the payment confirmation e-mail, read it carefully and make a payment before the due date.

☐ **Make a payment by bank transfer**

*Please transfer a whole amount of remittance charge including fees for wire transfer and receiving commissions.

● AV Equipment Rental

● Please access the following web page to see the catalogue for AV equipment rental.

https://lp.rxjapan.jp/edithgrove_catalogue/

For ordering products, please submit the application form to Edith Grove Co., Ltd.

◆ Full Hi-Vision LCD			
Product name		Product Specifications	Rental Fee
1	90 inches LCD	SHARP PN-R903 Hi-stand included • HDMI/VGA input • Screen size: 1993 × 1121mm ◆ Please consult us if you wish to wall-mount the LCD.	396,000 JPY
2	70 inches LCD	SHARP PN-R703 HDMI/VGA input • Screen size: 1538.9 × 865.6mm ◆ Please consult us if you wish to install the LCD on a Foot-stand.	143,000 JPY
3	60 inches LCD	SHARP PN-R603 HDMI/VGA input • Screen size: 1329.1 × 747.6mm ◆ Please consult us if you wish to install the LCD on a Foot-stand.	132,000 JPY
4	55 inches LCD (Built-in USB Media Player)	Panasonic TH-55LF8J Foot-stand included • HDMI/VGA/USB input • Screen size: 1209 × 680mm	88,000 JPY
5	48 inches LCD (Built-in USB Media Player)	Panasonic TH-48LF8J Foot-stand included • HDMI/VGA/USB input • Screen size: 1054 × 592mm	77,000 JPY
6	42 inches LCD (Built-in USB Media Player)	Panasonic TH-42LF8J Foot-stand included • HDMI/VGA/USB input • Screen size: 927 × 521mm	57,200 JPY
7	32 inches LCD (Built-in USB Media Player)	Panasonic TH-32EF1J Foot-stand included • HDMI/VGA/USB input • Screen size: 698 × 392mm	33,000 JPY
8	27 inches LCD	I-O DATA EX-LD2702DB Foot-stand included • HDMI/VGA input • Screen size: 597.9 × 336.3mm	16,500 JPY
9	21.5 inches LCD	I-O DATA LCD-MF223EBR Foot-stand included • HDMI/VGA input • Screen size: 476.6 × 268.1mm	8,800 JPY
◆ 4K Compatible LCD			
Product name		Product Specifications	Rental Fee
10	4K Compatible 84 inches LCD	Panasonic TH-84LQ70J Hi-stand included • HDMI/VGA input • Screen size: 1860 × 1047mm ◆ Please consult us if you wish to wall-mount the LCD.	440,000 JPY
11	4K Compatible 75 inches LCD	SONY KJ-75X8500E/BZ Foot-stand included • HDMI/USB input • Screen size: 1653.7 × 932mm	176,000 JPY
12	4K Compatible 65 inches LCD	SONY KJ-65X8500E/BZ Foot-stand included • HDMI/USB input • Screen size: 1433.5 × 808.7mm	148,500 JPY
13	4K Compatible 55 inches LCD	SONY KJ-55X8500E/BZ Foot-stand included • HDMI/USB input • Screen size: 1213.6 × 684.4mm	99,000 JPY
◆ Display Installation Options			
Product name		Product Specifications	Rental Fee
14	Large Hi-stand (65–90 inches Displays)	Floor stand, moveable & height-adjustable for LCD Display • Installation included ◆ Only applicable to customers ordering displays.	19,800 JPY
15	Hi-stand (20–60 inches Displays)	Floor stand, moveable & height-adjustable for LCD Display • Installation included ◆ Only applicable to customers ordering displays.	16,500 JPY
16	Display wall-mount Installation (60–75 inches)	With wall-mount bracket. ◆ Only applicable to customers ordering displays.	33,000 JPY
17	Display wall-mount Installation (32–55 inches)	With wall-mount bracket. ◆ Only applicable to customers ordering displays.	22,000 JPY
18	Display wall-mount Installation (21.5–27 inches)	With wall-mount bracket. ◆ Only applicable to customers ordering displays.	11,000 JPY
◆ Playback Equipment			
Product name		Product Specifications	Rental Fee
19	Blu-ray Player	SONY UBP-X800 HDMI output • Playable media: BD-R/DVD-R/CD-R/USB	16,500 JPY
20	Region Free DVD Player	PLANTEC AV-2100CPRM HDMI output • Playable media: DVD-R/CD-R	13,200 JPY
21	4K Compatible Media Player	BrightSign HD224 HDMI output • Playable media: microSD card (Included with the player) ◆ We urge you to send your video / image files to us in advance.	16,500 JPY
22	Media Player	BrightSign HD223 HDMI output • Playable media: microSD card (Included with the player) ◆ We urge you to send your video / image files to us in advance.	13,200 JPY
◆ Audio Equipment			
Product name		Product Specifications	Rental Fee
23	PA Pack ① (Speaker × 2, amp, wired mic × 1)	With clamp bracket • Mic input × 1 • Mic type: Headset or Handheld (can be selected) ◆ Please consult us if you wish to install the speakers on a stand.	33,000 JPY
24	PA Pack ② (Speaker × 2, amp)	With clamp bracket • Mini stereo/RCA input ◆ Please consult us if you wish to install the speakers on a stand.	26,400 JPY
25	Compact PA system (Powered speaker × 1, wired mic × 1)	Mic input × 2 • Line input × 2 • Mic type: Headset or Handheld (can be selected) Installation: Floor-standing/On the stand	16,500 JPY
26	PA Mixer	Mic input × 2~4 ◆ If you wish to use more than one microphone in the PA pack, please order this equipment as well.	4,400 JPY
27	Wired Handheld/Headset mic	Cable attached	4,400 JPY

*10% consumption tax included

Note:

1. To ensure your request, submit this form before the stated deadline. An alternative equipment will be recommended if your requested equipment is run out of stock.
2. The contractor will accept your order by confirmation of your payment. In the event of cancellation, refund will be made according to the Rental Agreement.
3. The contractor will be available for any maintenance required during the show period.
4. The above price includes lease, delivery, and adjustment/ maintenance fee. The price does not include any operator/ labor/ construction fee.

AV Equipment Rental

Send this
Form to:

Edith Grove Co., Ltd.

Contact: Mr. Yoshida

TEL: +81-3-5500-5362

E-mail: avrental@edithgrove.co.jp

URL: http://www.edithgrove.co.jp/index_english.html

DEADLINE

Oct. 24 (Fri)

Show Title:

Booth #:

—

Company Name:

Contact (Mr./Ms.):

TEL:

E-mail:

Please choose from the product list and fill in the following form.

Item No.	Item	Quantity	Amount

*10% consumption tax included

**Method of
Payment**

Upon receipt of application, **Edith Grove Co., Ltd.** will send an estimate. We will send you an invoice after confirming the reply of the order documents.

All payment must be made via **BANK TRANSFER** and in **JAPANESE YEN** to the following account:

Bank : **SUMITOMO MITSUI BANKING CORPORATION, SHIBUYA-Branch**

A/C Name: **Edith Grove Co., Ltd.** Branch No.: **654** A/C No.: **7874902**

*Include remittance charge in your payment.

<Notice>

- *Under the regulations of INTEX OSAKA, installing anchors are not allowed on the concrete floor of Zone B, Hall 5 and Zone C/D, Hall 6.
- *Please use iron or wood material to dispense the load when displaying a heavy-weight exhibits. (The maximum load of the floor is 1t/m^2 for Hall 5B and 2t/m^2 for Hall 6C/D.)
- *Please avoid applying load on/near the pit.

Water Supply

**Send this
Form to:**

Okamoto Works Co., Ltd.
Contact: Mr. Ikeshima
TEL: +81-6-6575-2300
E-mail: rxj@okamoto-works.co.jp

DEADLINE
Oct. 31 (Fri)

Show Title:

Booth #:

—

Company Name:

Contact (Mr./Ms.):

TEL:

E-mail:

Specification

*All prices include 10% consumption tax.

< WATER SUPPLY >

Standard Inlet: 1/2 " or 3/4 "

Standard Outlet: 3/4 " to 2 "

Hydraulic Pressure: under 0.2MPa – 0.3MPa

Cost: JPY 78,650/unit for construction

*Including maintenance fee but excluding connecting charge to your equipment

Charge for use of water will be billed after the show.

< SUPPLY HOURS >

The 2nd day of move-in

noon – 6:00pm

The 1st day of the show

8:40am – the end of the show

The 2nd day of the show

8:40am – the end of the show

The last day of the show

8:40am – the end of the show

*Contact the official contractor directly for early / late water supply or any other inquiries.

1. Application

We require:

Water Volume _____ liter/min.

Hydraulic Pressure _____ MPa

Water Inlet _____ inches

Water Outlet _____ inches

☐ Connection to our booth JPY 78,650

☐ Connection to our equipment (additional charge incurred)

2. Position

Specify the position of water/drain or submit a booth layout which indicates the position of water/drain.

Left

Right

Aisle

**Method of
Payment**

Please make full payment by wire transfer before the show.
Otherwise, the official contractor will visit your booth to collect full payment in cash (Japanese YEN ONLY) during the show period.

Compressed Air Supply

Send this
Form to:

Okamoto Works Co., Ltd.
Contact: Mr. Ikeshima
TEL: +81-6-6575-2300
E-mail: rxj@okamoto-works.co.jp

DEADLINE
Oct. 31 (Fri)

Show Title:

Booth #:

—

Company Name:

Contact (Mr./Ms.):

TEL:

E-mail:

Specification

*All prices include 10% consumption tax.

<AIR PLUMBING>

Standard Air Lines: 1/2" or 3/4"
Standard Air Supply: 0.5MPa – 0.6MPa, 300 liter/min.
Exceeding in 300 liter: JPY 12,650/100 liter
Cost: JPY 82,500/unit

*Including maintenance fee but excluding connecting charge to your equipment

<SUPPLY HOURS>

The 2nd day of move-in noon – 6:00pm
The 1st day of the show 8:40am – the end of the show
The 2nd day of the show 8:40am – the end of the show
The last day of the show 8:40am – the end of the show

*Contact the official contractor directly for early / late air supply or any other inquiries.

1. Application

We require:

Pressure _____ MPa Volume _____ liter/min.

☐ Supply Only JPY 82,500

☐ Supply and connection to our equipment (additional charge incurred)

2. Position

Specify the position of air supply or submit a booth layout which indicates the position of air supply.



**Method of
Payment**

Please make full payment by wire transfer before the show.
Otherwise, the official contractor will visit your booth to collect full payment in cash (Japanese YEN ONLY) during the show period.

Booth Cleaning Service

Send this
Form to:

Duskin Co., Ltd.

Contact: Ms. Hayashi / Mr. Hirata

TEL: +81-6-6765-5202

E-mail: 8000292TM@mail.duskin.co.jp

DEADLINE

Oct. 31 (Fri)

Show Title:

Booth #:

—

Company Name:

Contact (Mr./Ms.):

TEL:

E-mail:

Daily booth cleaning service is not included in the Rental Display System.

Service charge: **JPY 4,620* per 1 regular booth**

*10% consumption tax included.

JPY 2,310* per mini booth

covering 3 days (second day of move-in and first and second day of the show)

The cleaning service covers:

a) Booth construction period (**The second day of move-in**):

Sweeping, collecting and disposal of all trash consisting of straw, packing materials, carton boxes, paper, etc.

**ALL CRATES AND PLYWOOD SUCH AS CABLES, WIRES, UNUSED CARPETS OR
BOARDS MUST BE REMOVED BY YOUR OWN CONTRACTOR.**

b) Exhibition period (**The first and second day of the show**): each evening

- Vacuuming of carpet

- Emptying of waste baskets (Place them in the aisles each evening. Cleaners will not remove trash inside your booth).

☒ **We apply for daily booth cleaning service.**

Booth No.

JPY 4,620 × _____ booth(s) = JPY _____

Note:

- This cleaning service includes basic booth cleaning only. Exhibitors are responsible for the removal of any large garbage. Thus, any such wastes removed on behalf of the exhibitor will be charged to the exhibitor.
- It is the exhibitors' responsibility to ensure that all crates, boxes or plywoods are removed or stored properly. There is no storage in the exhibition halls.
- This cleaning service is available by **advance order only**. **On-site orders including move-in period will not be accepted.**
- This service does not include cleaning polishing of exhibits, furniture and equipment.

**Method of
Payment**

Payment should be made directly to **the official contractor**. They will visit your booth to collect full payment during the show period.

Only Japanese yen (cash) will be accepted. Credit cards are not accepted.

● Handling Fire and Dangerous Materials for Exhibits and Demonstration

1. Notification to the Fire Department and Application Guideline

- According to the Fire Service Act, using fire or bringing dangerous materials in the exhibition halls is prohibited. Special permission from the Fire Department is required if you wish to carry out these actions. Please submit the application form before the stated deadline.
- Inspections from the Fire Department will be conducted during the move-in and exhibition period. Please be aware that the equipment will have to be removed if there is any violation to fire regulations, including handling dangerous goods without application or incomplete construction. Submission after the deadline may not be approved by the Fire Department. Show Management will handle all applications to the Fire Department.
- Prepare booth layout indicating the position of equipment, a catalogue of the equipment, a schedule of demonstration, a calculation report of consumption and quantity of heat released and a material safety data sheet (SDS/MSDS) for application.
- If you do not receive any replies within a week after your application, please contact to avoid any oversight.

2. Guidelines for Application of the Use of Fire

(I) Definition of Naked Flame

- a) Materials which generate flames and sparks with the usage of gaseous, liquid and solid fuels, and equipment which its heating part is exposed
- b) Equipment using electricity which its heating part is burning visibly (hotplate, hair dryer and oven is not included), and the heating part exposed may ignite when flammable materials meet the heating part (surface temperature is 400°C or above).

(II) Regarding the Use of Fire

- a) The use of fire is prohibited except when it is necessary for display for demonstration. In order to use fire at the exhibition hall, permission from the Fire Department is required. Regulations regarding energy consumption or installation have to be followed. Candles or alcohol lamps as decorations are prohibited.
- b) If you wish to use gas, please consult in advance.
- c) When it is permitted by the Fire Department as a special case, firefighting equipment must be installed in the booth. (Exhibitor is responsible for the expenses for the installation)
- d) The Fire Department will lift the restriction if there is no problem with the above guidance after the inspection. The Inspector will require for the explanation of the use of fire or gas during the inspection. The person-in-charge of the booth construction is required to station at the booth during the inspection. If the person-in-charge is not at the booth when the inspection is carried, the restriction will not be lifted.

(III) Regarding the Installation and Safety Measures

- a) Flammable materials should not be placed 100cm above and 15cm next to the equipment using fire. If it is not possible to leave 15cm space from the equipment using fire, separate the equipment with fireproof materials from the surroundings. In this case, the equipment should not be attached to the partition wall. e.g. separating by pasting 2 pieces of asbestos slates with thickness of more than 15mm
- b) Equipment using fire must install measures to prevent any falls during earthquakes or outbreak of fire.
- c) Equipment using gas as fuel must have a gas-leak alarm.
- d) The person-in-charge who is responsible to operate the equipment should station at the booth at all time.
- e) Take measures to ensure the user can extinguish the fire easily.
- f) Store liquefied gas in cartridges.
- g) The flames generated should not be longer than 10cm.
- h) Take measures to protect the visitors from any potential dangers of fire.
- i) Refrain from any usage apart from the original purpose.
- j) Check before and after the usage.
- k) Install an ABC extinguisher (Type 10 or above) at the booth.

3. Guidelines for Application of Handling Dangerous Goods

(I) Definition of Dangerous Materials

- a) Dangerous goods include flammable liquid, oxidizing solid and liquid (e.g. gasoline and diesel fuel) according to the Fire Service Act.
- b) Designated flammable goods include flammable liquid and flammable solid under the Fire Prevention Ordinance (Ordinance of Osaka City No. 14).
- c) Flammable gas (e.g. propane, acetylene gas, ammonia gas, hydrogen) prescribed in the General High Pressure Security Regulations.
- *You can only bring in liquefied gas which is excluded from the General High Pressure Security Regulations.
- d) Gunpowder, pyrotechnics and toy fireworks prescribed in the Explosives Control Law.

(II) Items not considered as Dangerous Goods

The following items are not considered as dangerous goods if the amount is restricted to the minimum as needed.

- a) Exhibit stored in a closed container which is for display only. Application of amount of the display is needed.
- b) Fuel or lubricant used in the tank of the vehicle for display only.
- c) Lubricant used in the motors and hydraulic machines for display.
- d) Oil for greasing the fry pan and hot plate and animal and plant oils of cooking (deep-fried food is not included).
- * The Fire Service and the Fire Prevention Ordinance is also applied when the total amount exceeds the prescribed amount even if it is exempted from dangerous goods.

(III) Installation and Safety Measures

- a) Assign the person in charge of the booth for supervision and inspection after use.
- b) Place ABC dry chemical fire extinguisher (10lb or above) at the booth.
- c) Install device to emit the flammable steam outside the exhibition hall.
- d) Use fireproof materials to prevent the dispersion of flammable liquid.
- e) Avoid placing the dangerous goods together if they may get ignited easily.
- f) Refrain from refilling the liquid dangerous goods during the period of exhibition.
- g) Store the dangerous good in a closed container and keep it separated from the other goods.
- h) Follow the instructions of the Fire Department regarding the agreement of storing dangerous goods.
- i) Bring in the amount of daily usage of dangerous material only to the exhibition hall.
- j) Refrain from refilling during the opening hours of the exhibition.

(IV) Regarding Carrying-in alcohol(ethanol) for disinfection

Application is required if you wish to carry-in alcohol of 60w/w% or 60wt% by volume or 67v/v% or 67vol% by percentage.

Description on the package is usually by percentage.

Handling Fire and Dangerous Materials for Exhibits and Demonstration

Send this
Form to:

Sakura International Inc.

Contact: Ms. Tsujio

TEL: +81-50-5804-1338

E-mail: k-sew2025@sakurain.co.jp

Reception time : 10:00 - 12:00, 13:00 - 17:00 JST. (Mon - Fri)

DEADLINE

Oct. 10 (Fri)

Show Title:	Booth #:
Company Name:	—
Contact (Mr./Ms.):	TEL:
E-mail:	

If you do not receive any contact from the official contractor in one week after the application, please contact them to avoid any oversight.

■ The Use of Naked Flame

Equipment Name (Dangerous Material's Name)	Heat Source	Maximum Consumption (kw/hour)	Number of Equipment	Purpose

When using naked flame, please submit three copies of the picture or the catalogue of the dangerous equipment, and a floor plan indicating the location of naked flame and fire extinguishers.

■ Display of Dangerous Materials (Please refer to the following classification and fill in below.)

First Petroleum: acetone, gasoline **Second Petroleum:** kerosene, gas oil **Third Petroleum:** heavy oil, creosote oil **Fourth Petroleum:** gear oil, cylinder oil

Classification	Name	Quantity	Type of Container	Demonstration	Purpose
First Petroleum					
Second Petroleum					
Third Petroleum					
Fourth Petroleum					
Alcohol					
Other					
Other					
Other					

*Please indicate the weight and the number of each solid fuel such as candles.

*Please submit three copies of an installation floor plan, a catalogue, and a material safety data sheet (SDS/MSDS).

*Please take fixed measures when you bring a cylinder of flammable gas and high pressure gas.

■ The Use of High-pressure Gas

Name/Type	Quantity	Number	Purpose

*Please indicate the quantity and the number of flammable gas materials such as lighters.

■ Cautions

- 1) A person in charge of the booth takes full responsibility for the management of construction, display, and removal.
- 2) An ABC fire extinguisher (type 10 or more) must be installed in a booth.
- 3) A guard must observe the booth all the time in case of unexpected accidents such as fire.

● Carrying-in/Demonstration of Hydrogen

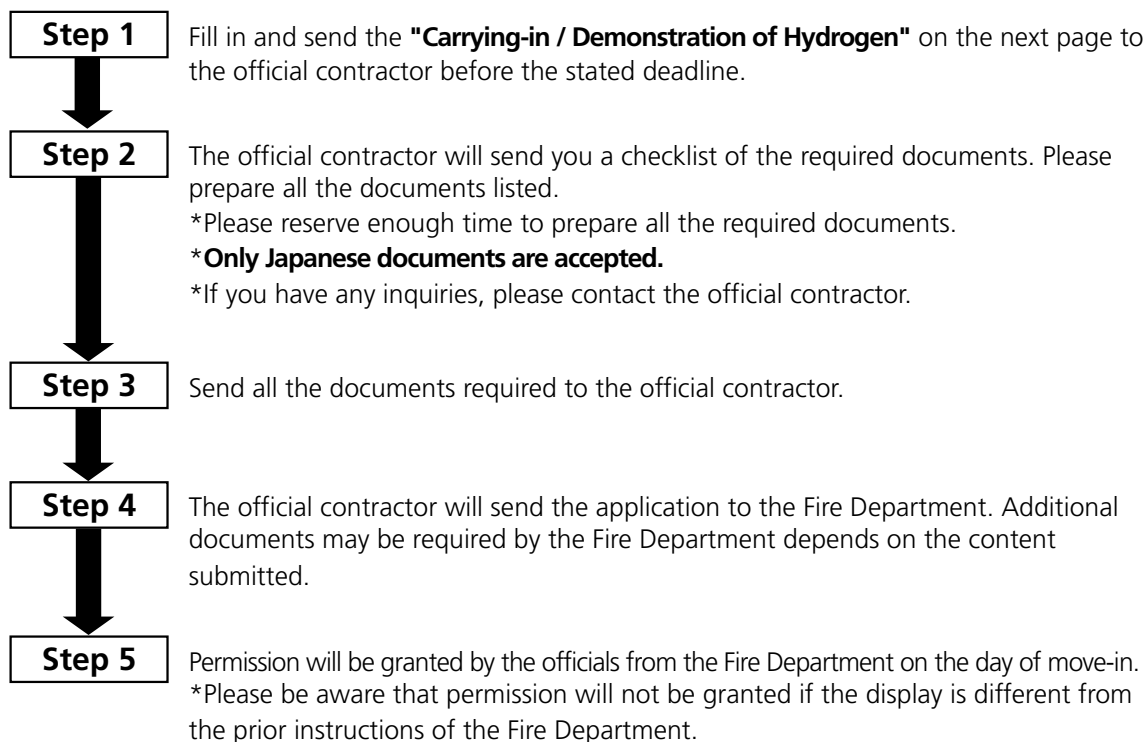
Carrying in hydrogen and demonstration of products using hydrogen are prohibited in the exhibition halls. However, it is permitted if it fulfills the requirements of the fire regulations.

The deadline of application is earlier than in the past years according to the instructions of the Fire Department.

Please submit the application form to the official contractor before the stated deadline. Any applications made after the deadline will not be guaranteed.

*If you do not receive any replies within a week after your application, please contact official contractor to avoid any oversight.

1. Application Procedures



2. Caution

- (1) Application is required for carrying in hydrogen storage alloy according to the instructions of the Fire Department.
- (2) Only the minimum amount of hydrogen for daily usage is permitted for carrying in to the exhibition hall. Replenishment of hydrogen during the show period is not permitted.
- (3) Place fire extinguisher at the booth.
- (4) The person in charge for safety should be at the booth all the time, including the move-in period.
- (5) Only products approved in Japan are allowed to use in demonstrations.
- (6) Inspections will be conducted strictly based on the Fire Prevention Ordinance.
- (7) Demonstrations may not be permitted if there is any incomplete document for application.

Carrying-in/Demonstration of Hydrogen

**Send this
Form to:**

Sakura International Inc.

Contact: Ms. Tsujio

TEL: +81-50-5804-1338

E-mail: k-sew2025@sakurain.co.jp

Reception time : 10:00 - 12:00, 13:00 - 17:00 JST. (Mon - Fri)

DEADLINE

Oct. 3 (Fri)

Show Title:

Booth #:

—

Company Name:

Contact (Mr./Ms.):

TEL:

E-mail:

If you do not receive any contact from the official contractor in one week after the application, please contact them to avoid any oversight.

APPLICATION FORM

☐ I would like to apply as follows.

Company			
Address			
Person in Charge		TEL	
Person in Charge of Safety		Emergency Number (mobile phone)	
Carrying-in Amount of Hydrogen	_____ kg × _____ tank		
Type of Container	Storage alloy / Mixed gas cylinder / Others ()		
Dangerous Materials other than Hydrogen			
Exhibiting Experience at INTEX OSAKA	(year)	(month)	Show Name

● Ceiling Structure

1. Principles and Conditions of Ceiling Structure

- *The condition of Ceiling Structure is (1) the short side is more than 3m and the area is more than 20 m² (this rule also applies to exhibits too), (2) a room construction (all sides closed with walls or doors) with the ceiling more than 1m².
- *When the ceiling construction is permitted by the Fire Department as a special case, it might be obliged to install fire protection equipment in a booth. (The exhibitors must bear the expenses for the installation.)
- *The Fire Department will give permission when the guidance above is followed and there is no problem after the inspection. During the inspection, the inspector will demand the explanation for the ceiling structure. Therefore, a person in charge of the booth construction should always be stationed. If there is no attendance, you will not get permission.
- *A consultation might be necessary for raised floor, which is more than 30 cm; please contact appropriate booth constructor for details.
- *If the form is not submitted in advance and the violation of the ceiling regulation is found on site, Show Management will ask for improvement of the booth.
- *Double ceiling is prohibited in any case.

2. Forms and Consultation

- *A consultation with the Fire Department is required if the ceiling structure meets the conditions above.
Please submit application form and documents below
 - flat/elevation plan of your booth (with dimension and materials of the ceiling, and location of fire extinguisher clearly indicated)
 - detailed booth plan with description of ceiling construction
- *A consultation with the Fire Department might take time. Forms after the deadline are not accepted in principle.

Ceiling Construction

Send this
Form to:

Sakura International Inc.

Contact: Ms. Tsujio

TEL: +81-50-5804-1338

E-mail: k-sew2025@sakurain.co.jp

Reception time : 10:00 - 12:00, 13:00 - 17:00 JST. (Mon - Fri)

DEADLINE

Oct. 10 (Fri)

Show Title:

Booth #:

—

Company Name:

Contact (Mr./Ms.):

TEL:

E-mail:

To: Suminoe Fire Department

Date

Exhibitor Name

signature

Name of Person in Charge

Contact Number

Application for Ceiling Structure at the INTEX OSAKA

1) Exhibition Name: _____

2) Opening Period: _____

3) Venue: INTEX OSAKA

4) Booth #: _____

5) Type of Structure: Ceiling Structure

6) Purpose of Setting Up Ceiling Structure:

7) The Area and Height of Ceiling Structure: _____ sqm (area), _____ m (height)

8) Materials for Ceiling Structure:

9) Measures for Setting Up Ceiling Structure:

* An ABC fire extinguisher (type 10 or more) must be installed in a booth.

* _____ (Person's name) will be stationed at the booth for observation.

* Black curtains and lighting equipment will be placed more than 10 cm away from each other.

* Anti-flammable labels will be attached at a place that can be seen most easily from surrounding area.

* Other measures, if necessary.

*Please submit flat/ elevation plan of your booth and detailed booth plan with description of ceiling construction.

● Details for Shipping and Handling of Exhibits

1. Freight Forwarder

- a) Submit application form if you wish to choose the official freight forwarder as your forwarder. In that case, consult with the official freight forwarder about arrival date of your items.
- b) The private forwarder you choose will be responsible for both import and delivery within Japan. Arrange directly with the freight forwarder you employ regarding the cargo / exhibit arrival, delivery of cargo to your booth, sending back to your cargo, payment schedule and other details.
- c) Show Management will not accept your goods, cargo, parcel, etc. on your behalf under any circumstances.

2. Shipping and Handling of Exhibits

IMPORTANT

INTEX OSAKA is NOT declared as a bonded area.

You need to arrange your own shipper / forwarder when you would like to ship out your package.
e.g.) FedEx, UPS, OCS etc.

The following are the two major ways to handle your exhibits from overseas:

1) Import

To import your products, you must submit relevant documents and pay duties/taxes. This enables you to sell and distribute your goods in Japan. Note that duties and taxes paid are not refundable.

Japan Customs has amended import procedures in order to effectively enforce border controls, ensure appropriate tax collection, and secure smooth imports.

<Importer>

The importer has the right to dispose of the imported cargo at the time of import customs clearance, during, and after the exhibition.

An import agency that is only commissioned to handle the procedures cannot act as the importer.

2) ATA Carnet

The ATA Carnet enables you to bring in your products without paying duties or taxes, but your exhibits must be exported again after the show. Goods imported by ATA Carnet are for exhibit only, NOT FOR SALE. All goods must be returned to the place where the Carnet was issued.

<Customs Clearance>

There are some items which cannot be imported until receiving governmental approval (ex. medical devices, cosmetics, soap, etc.). If you intend to import such items, it is essential to consult with your agent or the official forwarder in advance.

*In case the goods are imported personally by hand-carry, exhibitors must individually declare their goods at customs.

3. Goods Sent to INTEX OSAKA

1) Box Marking

Make sure that all boxes are marked as below.

Company Name: _____

Booth No.: _____ Hall: _____

Attn.: Mr./Ms. _____

Show Title: _____

INTEX OSAKA

1-5-102, Nanko-Kita, Suminoe-ku, Osaka 559-8602, Japan

Case No.1/X (X=total number of cartons)

2) Consignee (Importer)

The shipment must be consigned to a resident of Japan.

If your residency is not Japan, please consult with official freight forwarder to process customs clearance as your customs house broker.

<The rule of a person who acts as the importer>

1. Under lease contracts, a person who rents and uses the cargo.
(Copy of the contract must to be submitted to customs broker)
2. For consignment sales, a person who sells the cargo by accepting the commission.
(Copy of the sales contract must to be submitted to customs broker)
3. A person who has right to dispose the cargo.
(Copy of the agreement for disposal between the shipper and consignee must to be submitted to customs broker)

Customs broker must submit the contract(s) upon request from customs.

3) Arrival of Goods

Make sure that you or the person in charge is at the booth when your goods arrive. Show Management will not accept your goods on your behalf nor will couriers leave goods in an unattended booth. Also, note that Show Management will not be responsible for any loss or damage to your goods.

4. Temporary Storage of Empty Crates/Boxes

There is no storage space for empty cases, crates and boxes, and Show Management will not provide any. If you require empty crates / boxes for your move-out, please store them properly. Contact Show Management in advance for storage service.

Shipping of Exhibits

**Send this
Form to:**

Kintetsu World Express Sales, Inc.

Contact: Ms. Naya
TEL: +81-80-6618-7352
E-mail: event-ksi@kwe.com

DEADLINE

Oct. 31 (Fri)

Show Title:

Booth #:

—

Company Name:

Contact (Mr./Ms.):

TEL:

E-mail:

Tick ☒ appropriate boxes:

1. Our exhibits will be

☐ Imported into Japan:

☐ Air freight
or

☐ Sea freight

☐ Covered by ATA carnet:

☐ Air freight
or

☐ Sea freight

2. Details of your Cargo

Weight:

Measurement:

Pieces:

Contents of your cargo:

Lunch Box & Drink Delivery

Send this
Form to:

Hokka Hokka Tei Group
Contact: Mr. Kaneko
E-mail: hokka@hhts.co.jp

DEADLINE

Nov. 11 (Tue) 12:00PM

Show Title:	Booth #:
Company Name:	
Contact (Mr./Ms.):	TEL:
E-mail:	

- Please access the following URL for the menu.

https://lp.rxjapan.jp/hhts_menu01_en/

Menu	Price (Tax included)	Quantity Per Day				Total Quantity	Total Amount
		The 2nd day of move-in	The 1st day of the show	The 2nd day of the show	The last day of the show		
Daily Special	JPY 1,000						JPY
Green Tea (500ml)	JPY 170						JPY
						Grand Total	JPY

- Delivery time & place: by 11:45am to your booth
- If there are any questions or concerns, please contact **Hokka Hokka Tei** by E-mail.
- **Hokka Hokka Tei** will send you an e-mail to confirm the order.

(Please keep the e-mail for reference until the exhibition ends.)

If there is no reply from **Hokka Hokka Tei**, please contact them immediately since your application is not delivered properly.

Method of Payment

Please make your payment (in JPY cash only) when **Hokka Hokka Tei** visits your booth on the last day of exhibition.

Interpreter

**Send this
Form to:**

Yakubo Co., Ltd.

Contact: Ms. Takashima / Ms. Kodama

TEL: +81-3-5832-9384

E-mail: exhibition@yakubo-grp.com

DEADLINE

Oct. 24 (Fri)

Show Title:

Booth #:

—

Company Name:

Contact (Mr./Ms.):

TEL:

E-mail:

Language	Fee for One day	Scope of work	Dates and number of person(s) and language	
English	JPY 38,500	*Professional interpreter (Business negotiation and sales assistance possible, seminar interpretation is not included.)	person(s)	From : — To : (days)
Chinese (Mandarin)	JPY 38,500	*Professional interpreter (Business negotiation and sales assistance possible, seminar interpretation is not included.)	person(s)	From : — To : (days)
Korean	JPY 38,500	*Professional interpreter (Business negotiation and sales assistance possible, seminar interpretation is not included.)	person(s)	From : — To : (days)
Other Languages	JPY 55,000 ~	*Professional interpreter (Business negotiation and sales assistance possible, seminar interpretation is not included.)	person(s)	From : — To : (days) Language: _____

*The above fee includes 10% consumption tax. Transportation fee of JPY 2,200 per day will be added.

*Online meeting with interpreter will be charged for JPY 5,500 up to 30 min.

*The additional fee will be charged for working before and after the opening hours of exhibition and off-site work at the exhibition venue.

Seminar Interpreter Service

Language	Price	Theme	Date & Time	Venue
English	JPY 55,000			

When submitting a seminar interpreter request, please also send us the presentation materials, such as PowerPoint slide with a speaking script.

Important Notes:

1) Please fill out this form and send it to **Yakubo Co., Ltd.** by E-mail.

*We select an interpreter based on their skill regardless of age, gender and nationalities.

2) The work hours are same as exhibition opening hours, including one-hour lunch break and 15-min short break.

3) The profile of interpreter and invoice will be sent to the applicant by E-mail.

4) **The payment is only accepted by bank transfer in Japanese Yen at least 1 week prior to the 1st day of the exhibition.**

***The handling charge JPY 11,000 is applied to each request.**

***Interpreter will not be arranged until the payment is confirmed.**

5) Cancellation charge:

*10 days to 6 days prior to the first day of exhibition ...50% of amount stated in invoice

*5 days to 1 day prior to the first day of exhibition ...100% of amount stated in invoice

6) The applicant is requested to send the company profile and product information to **Yakubo Co., Ltd.** by E-mail.

7) If you would like to prepare the exhibition invitation letter, product leaflet/brochure etc., please contact **Yakubo Co., Ltd.**

Translation

Send this Form to:	Yakubo Co., Ltd. Contact: Ms. Takashima / Ms. Kodama TEL: +81-3-5832-9384 E-mail: exhibition@yakubo-grp.com	DEADLINE Oct. 24 (Fri)
	Show Title:	Booth #: —
Company Name:		
Contact (Mr./Ms.):		TEL:
E-mail:		

In order to promote your products more effectively and to generate a greater level of interest, exhibitors are strongly recommended to have the invitation letter, company profile, product information translated into Japanese. The translation fee is as follows:

English, French, Italian, Spanish, German → Japanese	: 26 JPY one word
Chinese, Korean → Japanese	: 23 JPY one letter

*10% consumption tax included
*Minimum charge for less than 200 words / 400 letters.

Remarks

- 1) Please send the application by E-mail together with the materials which you would like to be translated.
- 2) Upon receipt of your application, the estimate will be sent back to you.
- 3) The invoice will be sent to you by scanned E-mail attachment together with the delivery of the translated materials.
Please consult with **Yakubo Co., Ltd.**

Payment Method	The payment is only accepted by bank transfer in Japanese Yen at least 1 week prior to the 1st day of the exhibition. *The handling charge of 11,000 JPY is applied to each request.
-----------------------	---