




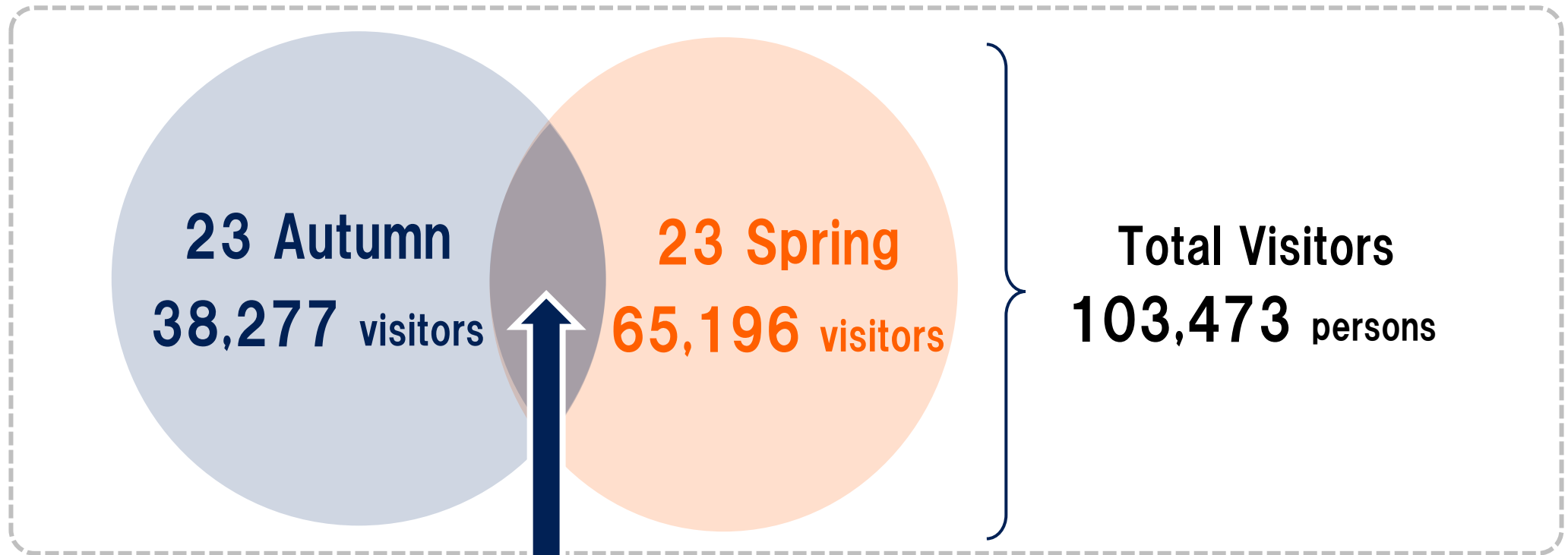
SMART ENERGY WEEK / Green Transformation Week

Spring [Mar.] / Autumn [Sep.] / Osaka [Nov.]

# Visitor Statistics



## ■ [Autumn] and [Spring] show have different visitors



Only **16.9%** visitors overlapping

To cover the Whole Market,  
Exhibit at both shows!

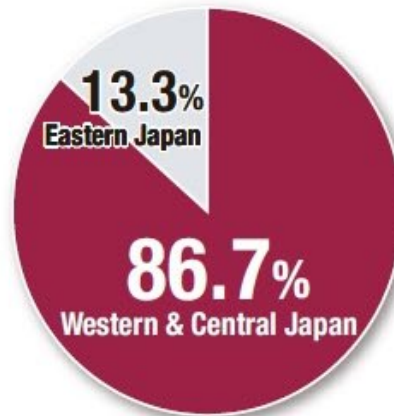
\*Numbers are from 2023 Autumn edition & 2023 Spring edition.

# Exhibit at Both Tokyo & Osaka Shows and Cover the Entire Japanese Market!

## Visitor Breakdown by Region

### Osaka Edition

**86.7%**  
from **Western Japan**



**Show Video**  
(November 2022 in Osaka)



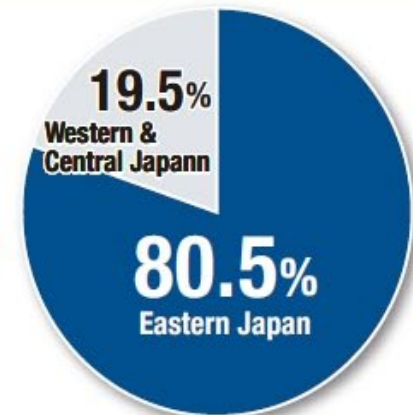
**SMART ENERGY WEEK Osaka 2022 and  
SMART ENERGY WEEK 2023 [March] in Tokyo**

**Less than 9.7% of visitors  
visited both shows.**

**You can approach the entire  
Japanese market by exhibiting at both regions.**

### Tokyo Edition

**80.5%**  
from **Eastern Japan**



**Show Video**  
(March 2023 in Tokyo)

